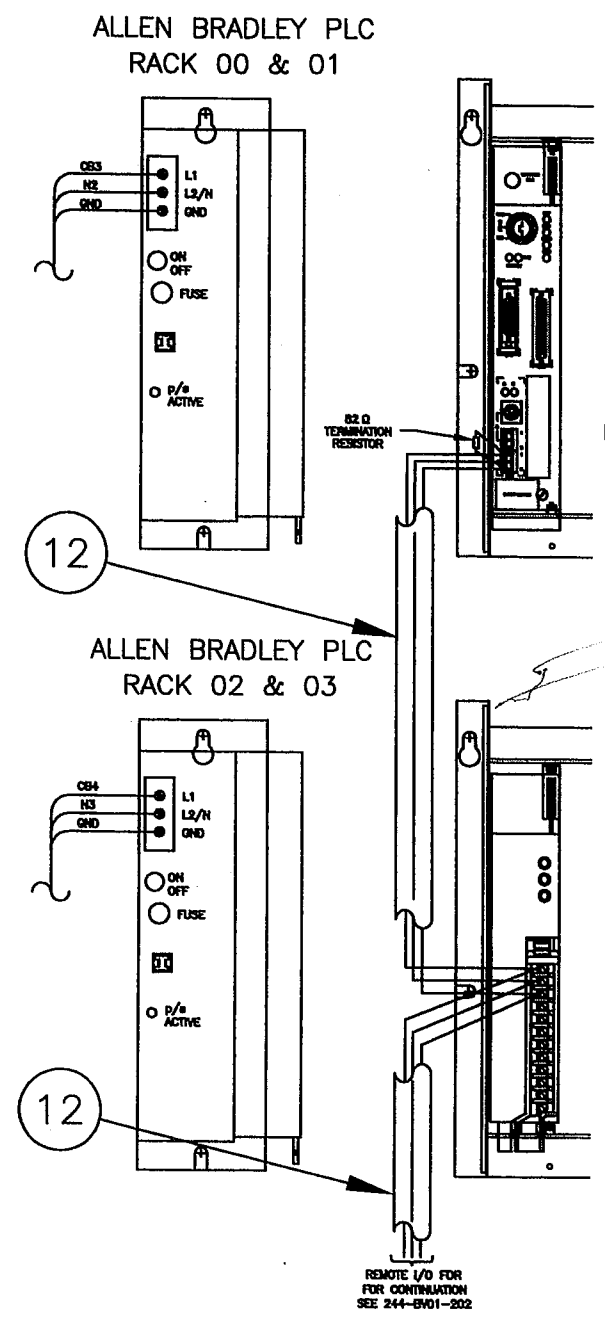
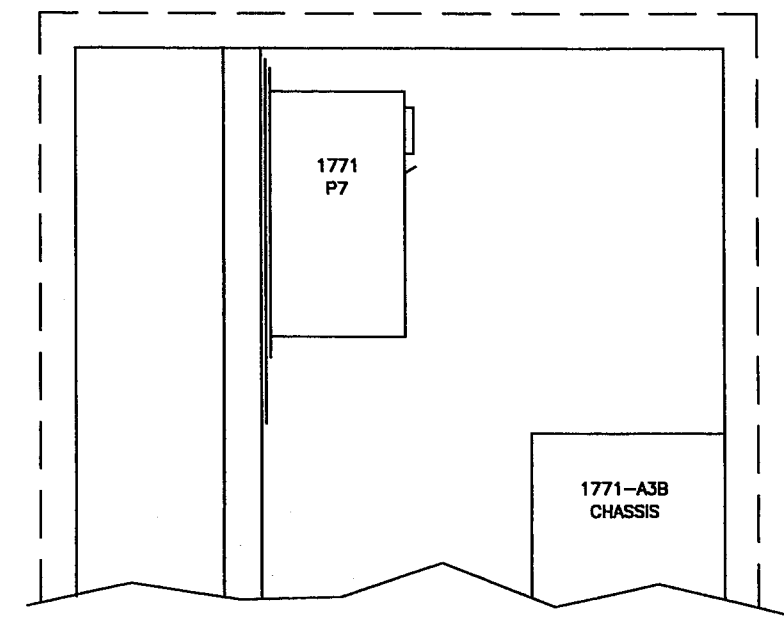
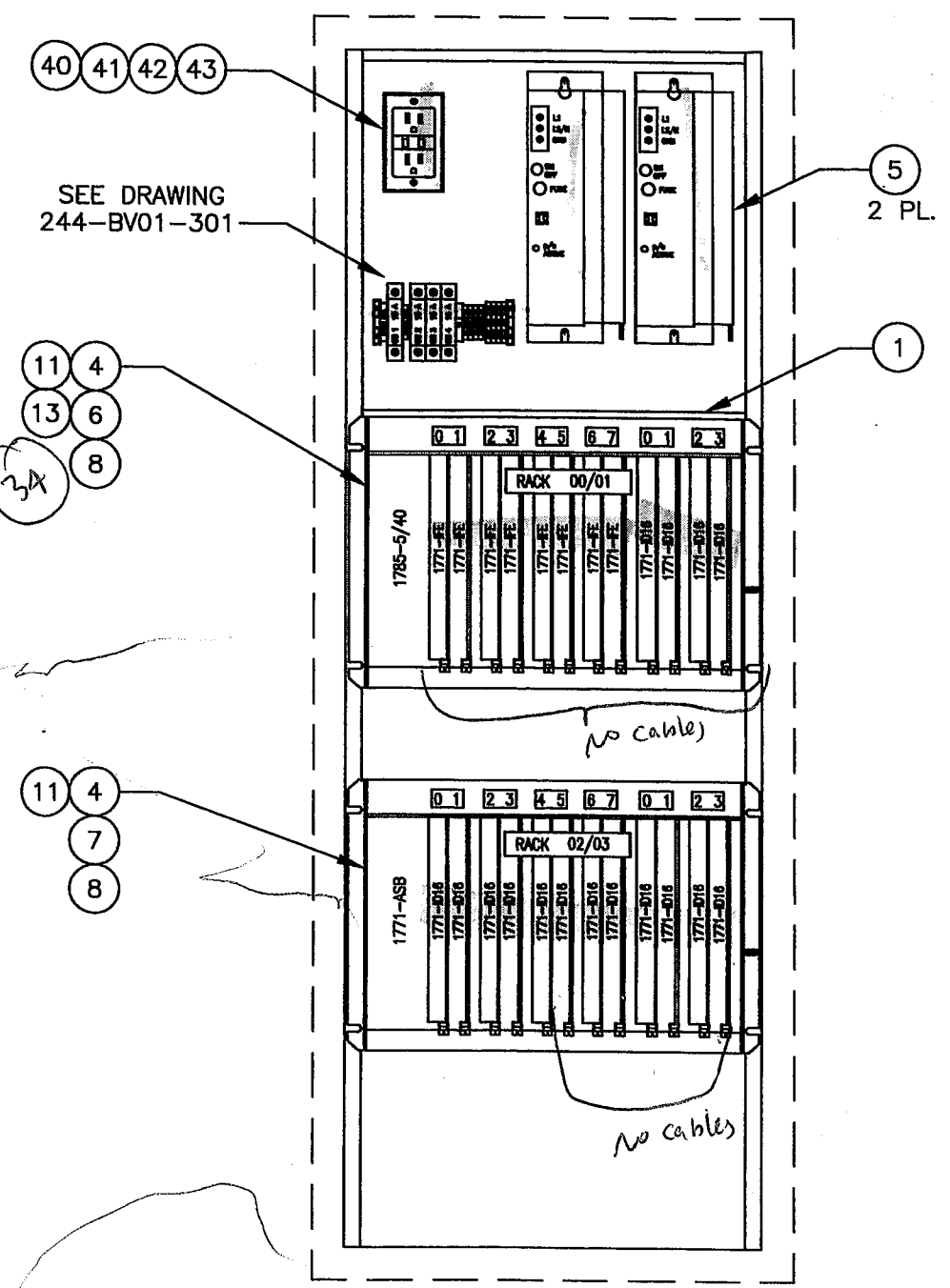


*** NOTES ***

1. POWER DISTRIBUTION WIRE SIZE TO BE 14AWG, 600V, SIS.
2. CABLE CONNECTION WIRE SIZE TO BE 24AWG, 300V.
3. STANDARD WIRE COLOR TO APPLY.



PLC WIRING DIAGRAM



SIDE VIEW

BILL OF MATERIALS

ITEM	MANUF.	PART#	DESCRIPTION	QTY
1	XXX	XXX	SUB-PANEL 19" X 18"	3
2				
3				
4	A-B	1771-A3B	CHASSIS, 12 SLOT	5
5	A-B	1771-P7	POWER SUPPLY	5
6	A-B	1785-140E	PROCESSOR - 5/40	1
7	A-B	1771-ASB	REMOTE I/O ADAPTER	4
8	A-B	1771-CP2	POWER CABLE	5
9				
10	A-B	1771-OW16	CONTACT OUTPUT MODULE	1
11	A-B	1771-ID18	ISOLATED INPUT MODULE	47
12	A-B	1770-CD	BELDEN 9463 BLUE HOSE E108998	1
13	A-B	1771-IFE	ANALOG INPUT MODULE	9
14	A-B	1771-OFE2	ANALOG OUTPUT MODULE	1
15	A-B	1771-IBD	INPUT MODULE 10-30VDC	2
16				
17				
18	PHOENIX	5650307	CIRCUIT BREAKER - 15A	2
19	PHOENIX	5650307	CIRCUIT BREAKER - 15A	2
20	PHOENIX	5650307	CIRCUIT BREAKER - 15A	2
21	A-B	1482-N36	END BARRIER	5
22	A-B	1482-EA35	END ANCHOR	6
23	A-B	1482-HM1	TERMINAL BLOCK	12
24	A-B	189-DR1	DN RAIL	180
25	A-B	1482-GM35	MARKER	6
26	A-B	1482-WG4	GROUND BLOCK	38
27				
28				
29				
30				
31				
32	HARRIS	V130LA10A	METAL OXIDE VARISTOR	18
33				
34	Opt	MIL-DKF	AVT TO FIBER CONVERTER	1
35				
36				
37				
38				
39				
40	HUBBELL	GF5252A	DUPLEX RECEPTACLE	1
41	HUBBELL		GFI COVER PLATE	1
42	HUBBELL		J BOX 4" x 2-1/8"	1
43	HUBBELL	8823	3/8" STRAIN RELIEF	2
44				
45				



By: **SYSTEMS INTEGRATED**
 San Diego, California (619) 277-0700
 For: **ONONDAGA COUNTY DEPT. OF DRAIN & SANITATION**
INTERIOR PANEL LAYOUT MUX 1 BALDWINVILLE WWTP
 DATE: 08/25/00 REV: 0
 DRAWING NO: 244-BV01-201

0	ISSUED FOR CONSTRUCTION	08/25/00	CHKD	CONFIDENTIAL	ENGINEER: G.McDANIELS	APPROVED: G.McDANIELS	SHEET: 1 of 3	By: SYSTEMS INTEGRATED	For: ONONDAGA COUNTY DEPT. OF DRAIN & SANITATION
REV.	COMMENTS	DATE	CHKD	COPYRIGHT © 1998 SYSTEMS ANALYSIS & INTEGRATION, INC. (dba SYSTEMS INTEGRATED) ALL RIGHTS RESERVED	CAD OPERATOR: B. BOWERS	CONTRACT NO: 244-01-00	SCALE: NONE	San Diego, California (619) 277-0700	INTERIOR PANEL LAYOUT MUX 1 BALDWINVILLE WWTP

PHYSICAL RACK 04
 LOGICAL RACK 07
 PLC CARD 06

PHYSICAL RACK 04
 LOGICAL RACK 07
 PLC CARD 07

* NOTES *


1. — DENOTES WIRING BY PANEL FABRICATOR.
2. — DENOTES FIELD WIRING.
3. □ DENOTES PLC TERMINATION.
4. ⊙ DENOTES FIELD TERMINATION.

	TAG	DESCRIPTION
	B0107600	SPARE
	B0107601	SPARE
	B0107602	SPARE
	B0107603	SPARE
	B0107604	SPARE
	B0107605	SPARE
	B0107606	SPARE
	B0107607	SPARE
	B0107610	SPARE
	B0107611	SPARE
	B0107612	SPARE
	B0107613	SPARE
	B0107614	SPARE
	B0107615	SPARE
	B0107616	SPARE
	B0107617	SPARE
	B010760E	SPARE

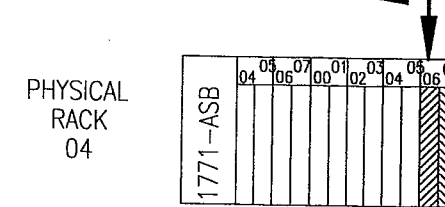
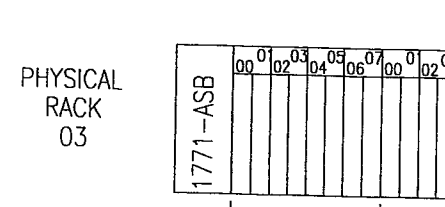
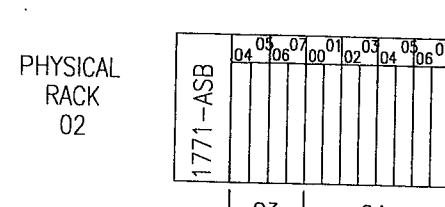
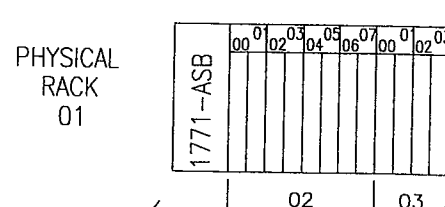
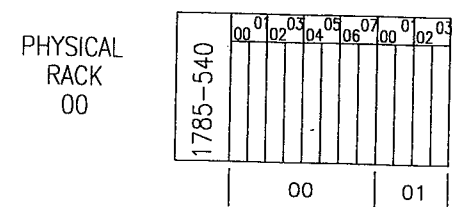
	TAG	DESCRIPTION
	B0107700	SPARE
	B0107701	SPARE
	B0107702	SPARE
	B0107703	SPARE
	B0107704	SPARE
	B0107705	SPARE
	B0107706	SPARE
	B0107707	SPARE
	B0107710	SPARE
	B0107711	SPARE
	B0107712	SPARE
	B0107713	SPARE
	B0107714	SPARE
	B0107715	SPARE
	B0107716	SPARE
	B0107717	SPARE
	B010770E	SPARE

1771-IBD
 INPUT MODULE
 DRY CONTACT, 16 INPUTS

1771-IBD
 INPUT MODULE
 DRY CONTACT, 16 INPUTS



8-25-00

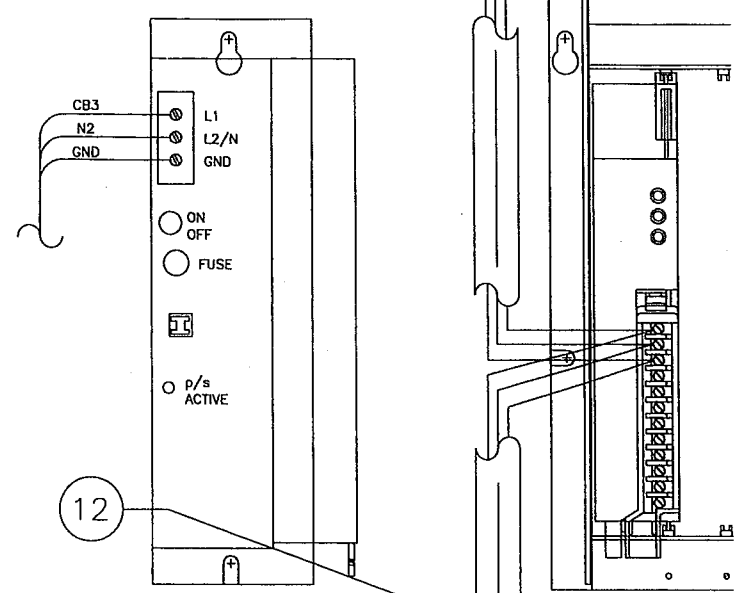


0 ISSUED FOR CONSTRUCTION		08/25/00	CONFIDENTIAL	ENGINEER: G.McDANIELS	APPROVED: G.McDANIELS	SHEET: 30 of 30	By:	For: ONONDAGA COUNTY DEPT. OF DRAIN & SANITATION	PLC WIRING DETAIL MUX 1 BALDWINSVILLE FACILITY	DATE: 08/25/00	REV: 0
REV.	COMMENTS	DATE	CHKD	COPYRIGHT © 1998 SYSTEMS ANALYSIS & INTEGRATION, INC. (dba SYSTEMS INTEGRATED) ALL RIGHTS RESERVED			CAD OPERATOR: D.NAKAMURA	CONTRACT NO: 244-01-00	SCALE: NONE	San Diego, California (619) 277-0700	DRAWING NO: 244-BV01-430

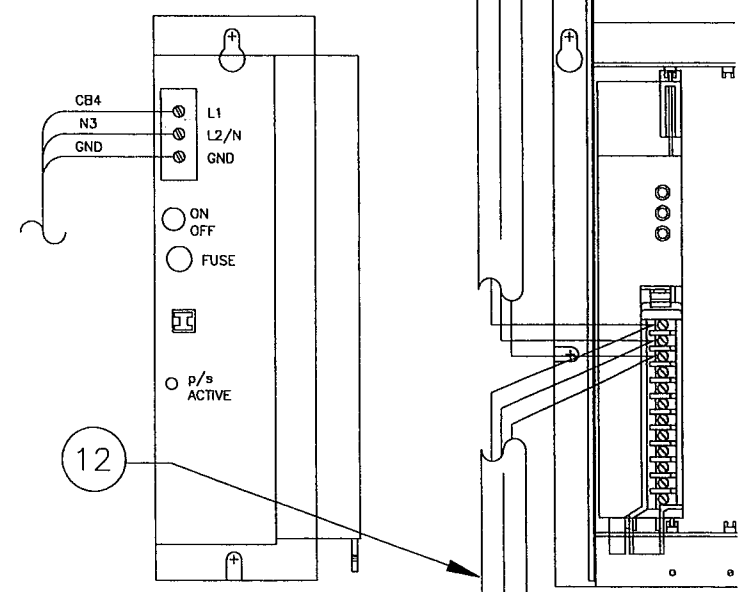
*** NOTES ***

1. WIRE SIZE TO BE 14GA AWG. SIS
2. STANDARD WIRE COLOR TO APPLY.
3. SEE BILL OF MATERIAL LIST ON DWG. 244-BV01-201
4. CABLE CONNECTION WIRE SIZE TO BE 24AWG, 300V.

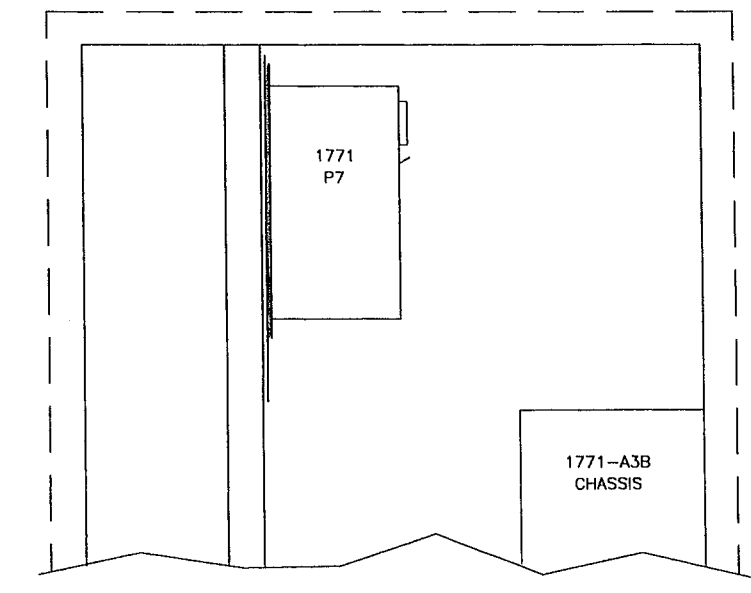
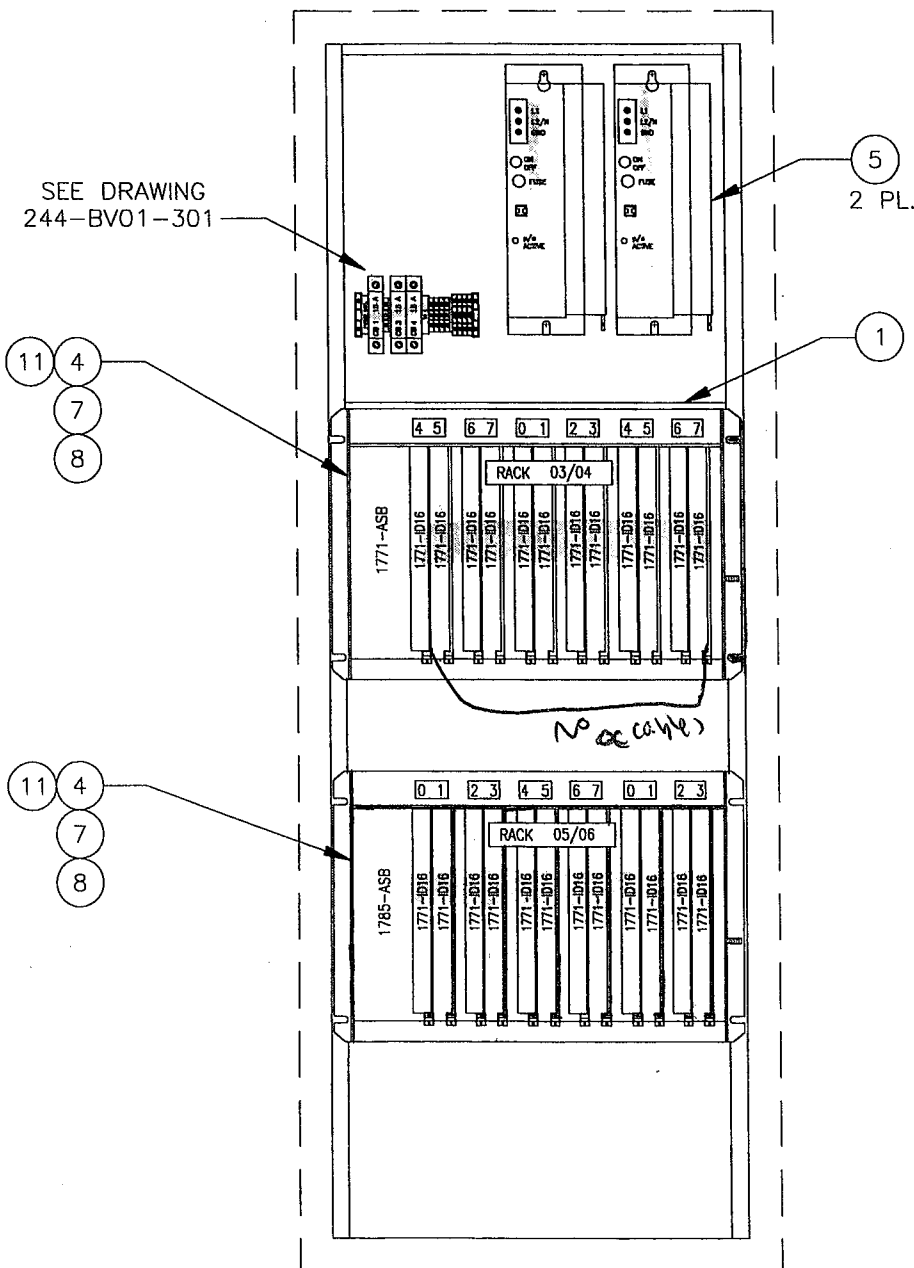
ALLEN BRADLEY PLC RACK 03 & 04




ALLEN BRADLEY PLC RACK 05 & 06



PLC WIRING DIAGRAM



SIDE VIEW

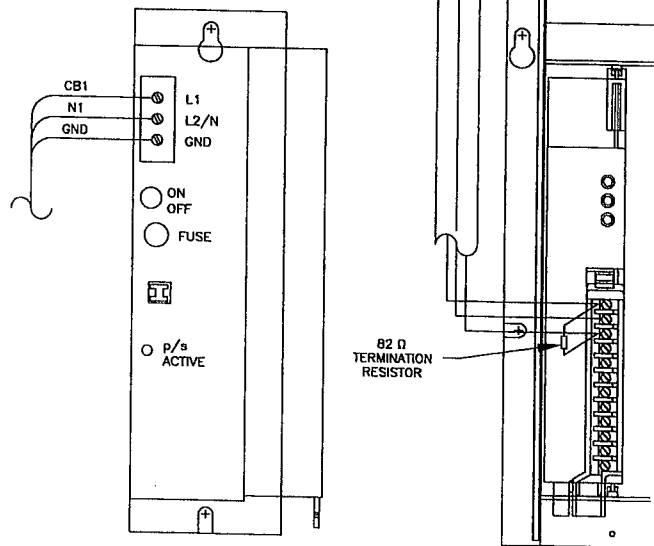


REV.	ISSUED FOR CONSTRUCTION	08/25/00	CHKD	CONFIDENTIAL COPYRIGHT © 1998 SYSTEMS ANALYSIS & INTEGRATION, INC. (dba SYSTEMS INTEGRATED) ALL RIGHTS RESERVED	ENGINEER: G. McDANIELS CAD OPERATOR: J. RAMIREZ	APPROVED: G. McDANIELS CONTRACT NO: 244-01-00	SHEET: 2 of 3 SCALE: NONE	By: SYSTEMS INTEGRATED San Diego, California (619) 277-0700	For: ONONDAGA COUNTY DEPT. OF DRAIN & SANITATION	INTERIOR PANEL LAYOUT MUX 1 BALDWINVILLE WWTP	DATE: 08/25/00	REV: 0
------	-------------------------	----------	------	---	--	--	------------------------------------	--	---	---	-------------------	-----------

* NOTES *

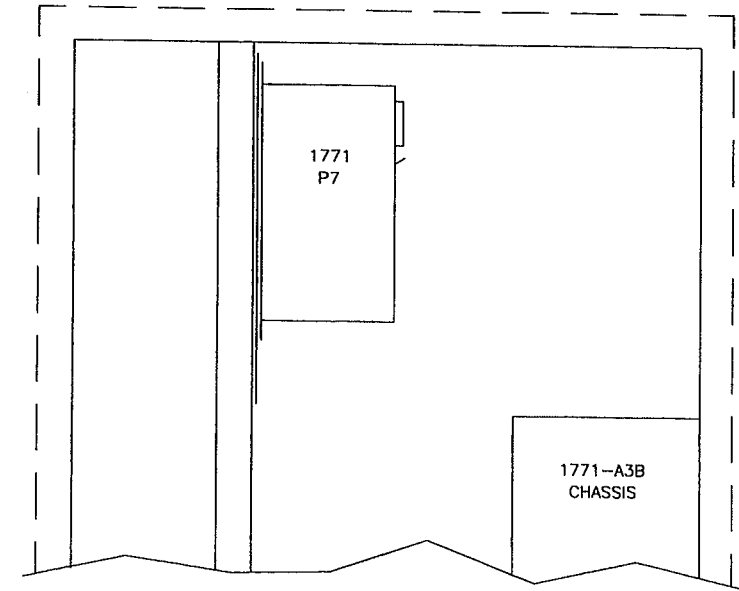
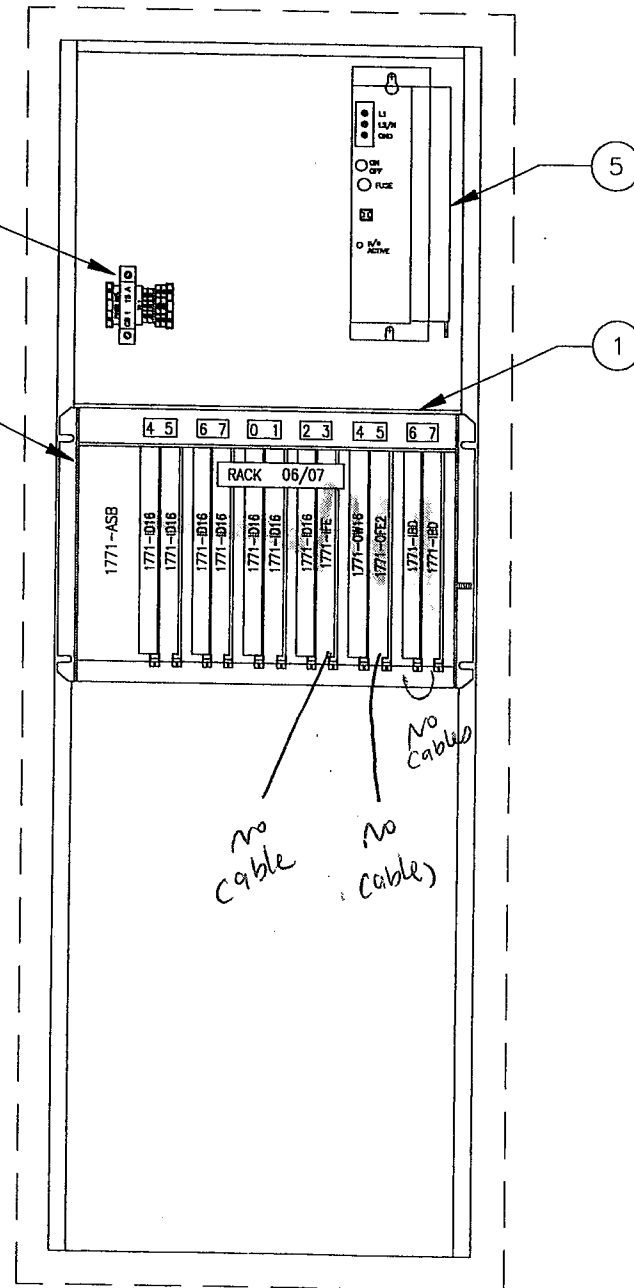
1. POWER DISTRIBUTION WIRE SIZE TO BE 14AWG, 600V, TFFN.
2. CABLE CONNECTION WIRE SIZE TO BE 24AWG, 300V.
3. STANDARD WIRE COLOR TO APPLY.
4. SEE BILL OF MATERIAL LIST ON DWG. 244-BV01-201

ALLEN BRADLEY PLC RACK 06 & 07




SEE DRAWING 244-BV01-301

- 10 4
- 11 7
- 13 8
- 14 15
- 32



SIDE VIEW

PLC WIRING DIAGRAM



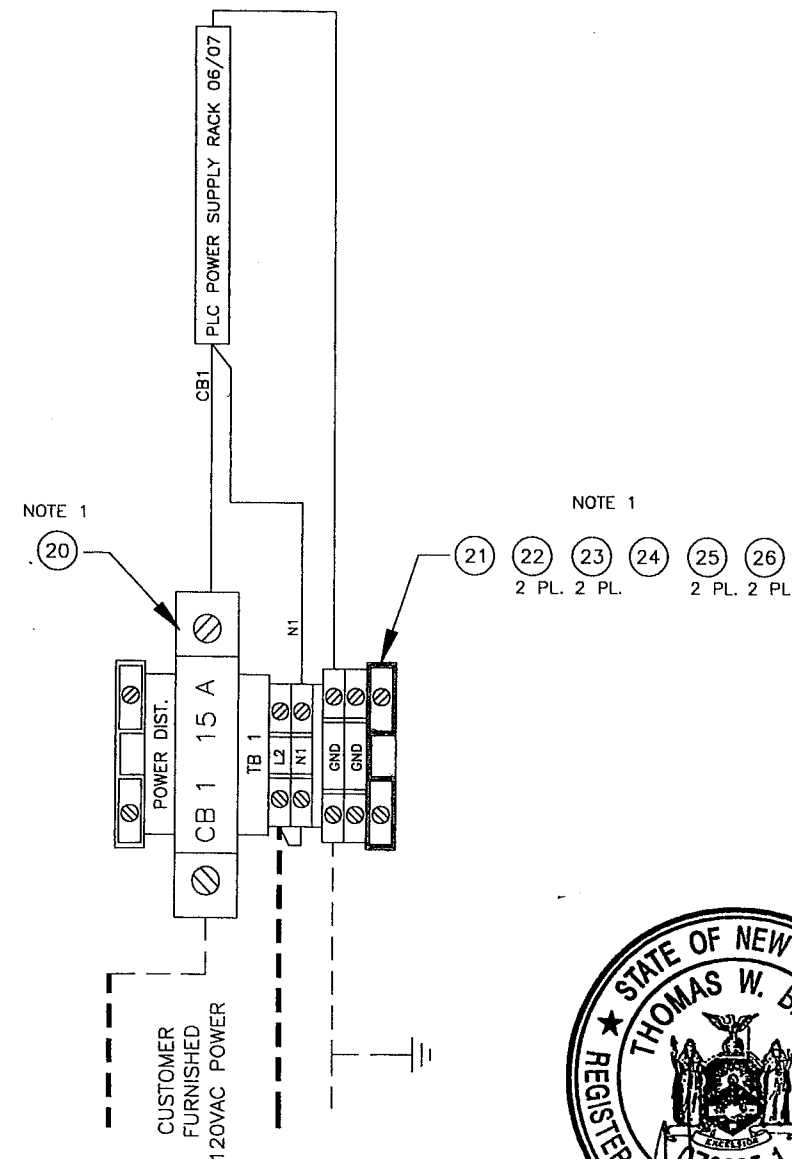
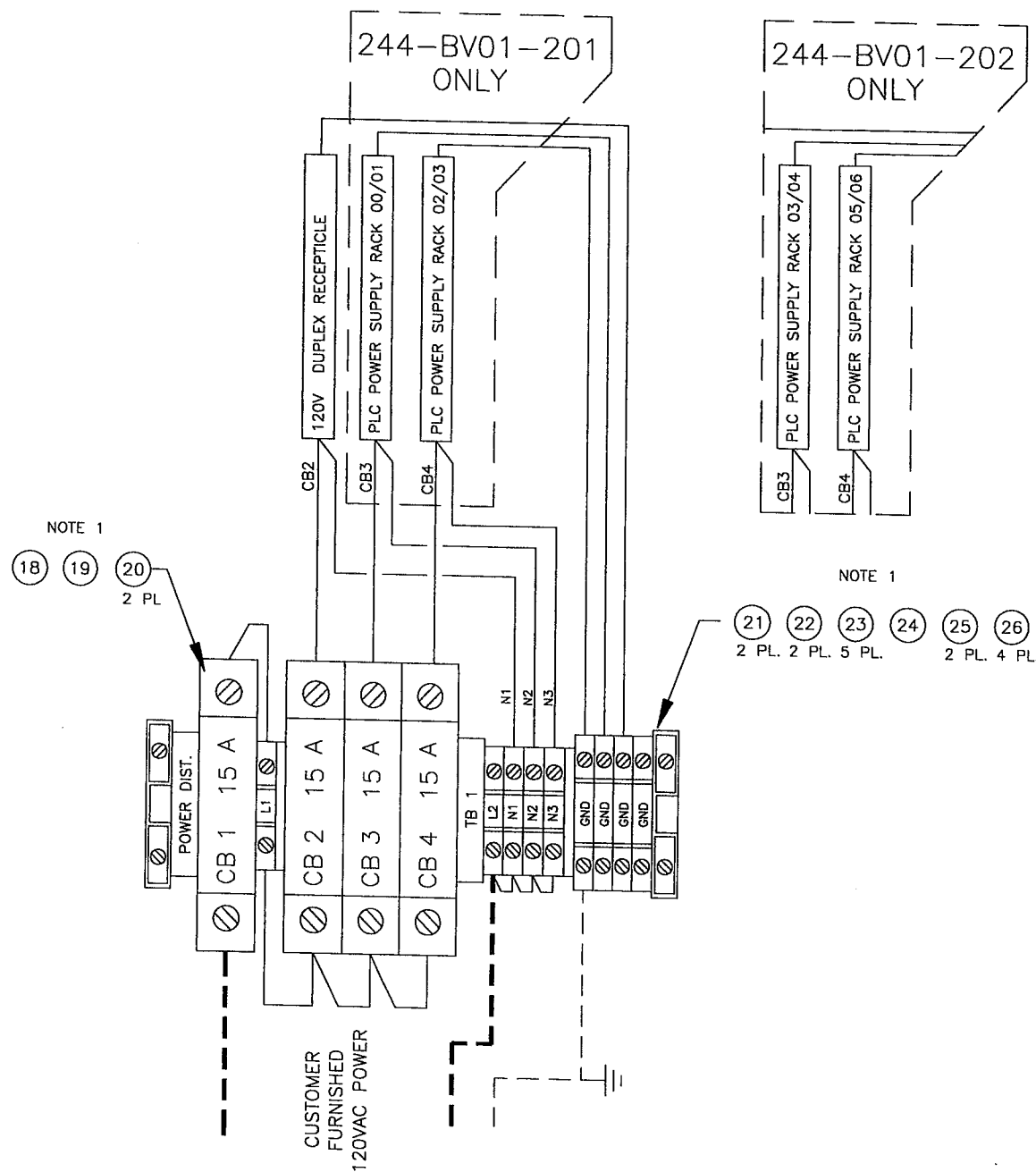
0	ISSUED FOR CONSTRUCTION	08/25/00	MB	CONFIDENTIAL	ENGINEER: G. McDANIELS	APPROVED: G. McDANIELS	SHEET: 3 of 3	By: SYSTEMS INTEGRATED	For: ONONDAGA COUNTY DEPT. OF DRAIN & SANITATION	INTERIOR PANEL LAYOUT MUX 1 BALDWINVILLE WWTP	DATE: 08/25/00	REV: 0
REV.	COMMENTS	DATE	CHKD	COPYRIGHT © 1998 SYSTEMS ANALYSIS & INTEGRATION, INC. (dba SYSTEMS INTEGRATED) ALL RIGHTS RESERVED	CAD OPERATOR: B. BOWERS	CONTRACT NO: 244-01-00	SCALE: NONE	San Diego, California (619) 277-0700			DRAWING NO: 244-BV01-203	

* NOTES *

1. SEE BILL OF MATERIAL LIST ON DWG. 244-BV01-201.

244-BV01-201 AND 244-BV01-202 ONLY

244-BV01-203 ONLY



Handwritten signature and date: 8-25-00

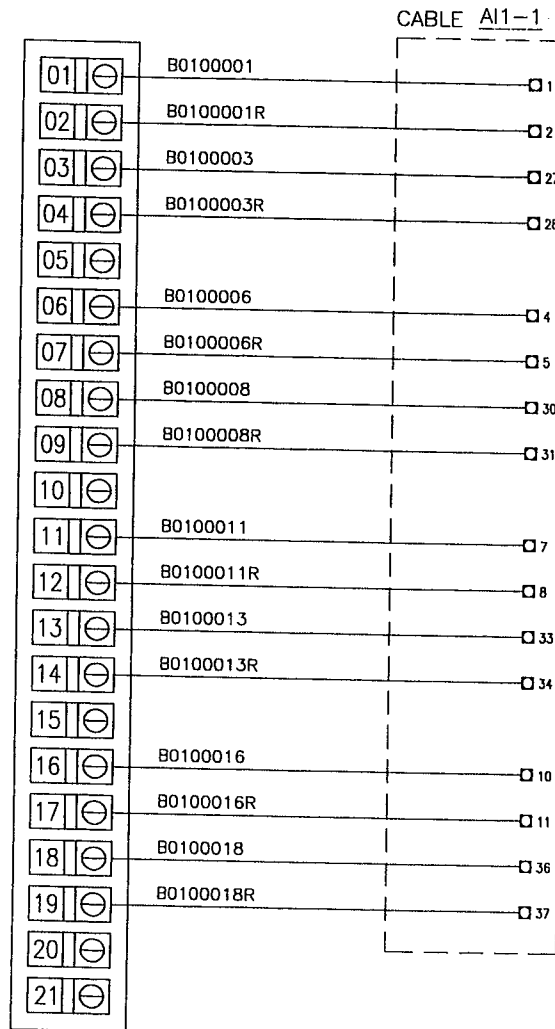
0	ISSUED FOR CONSTRUCTION	08/25/00	CONFIDENTIAL	ENGINEER: G. McDANIELS	APPROVED: G. McDANIELS	SHEET: 1 of 1	By: SYSTEMS INTEGRATED	For: ONONDAGA COUNTY DEPT. OF DRAIN & SANITATION	POWER DISTRIBUTION MUX 1 BALDWINVILLE WWTP	DATE: 08/25/00	REV: 0
REV.	COMMENTS	DATE	CHECKED	CAD OPERATOR: B. BOWERS	CONTRACT NO: 244-01-00	SCALE: NONE	San Diego, California (619) 277-0700			DRAWING NO: 244-BV01-301	

COPYRIGHT © 1998 SYSTEMS ANALYSIS & INTEGRATION, INC. (dba SYSTEMS INTEGRATED) ALL RIGHTS RESERVED

*** NOTES ***

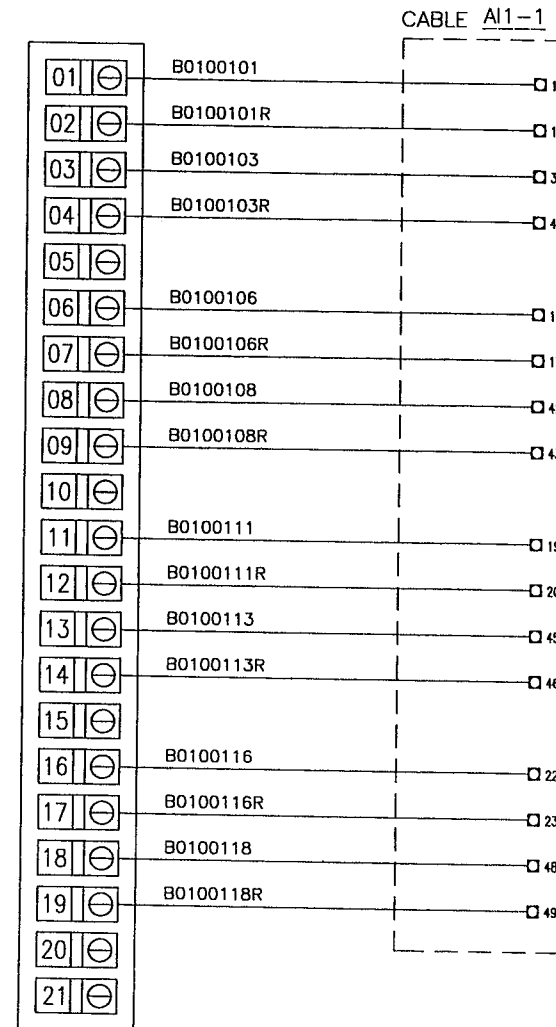
1. — DENOTES WIRING BY PANEL FABRICATOR.
2. - - DENOTES FIELD WIRING.
3. □ DENOTES PLC TERMINATION.
4. ⊙ DENOTES FIELD TERMINATION.

PHYSICAL RACK 00
LOGICAL RACK 00
PLC CARD 00



1771-IFE
ANALOG INPUT MODULE
8 INPUTS, 4-20Ma

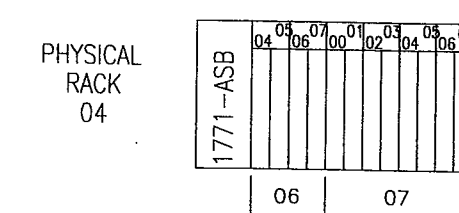
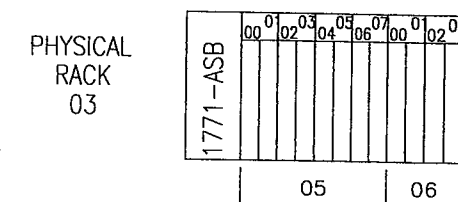
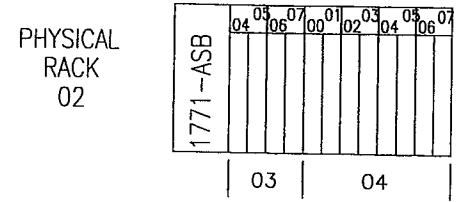
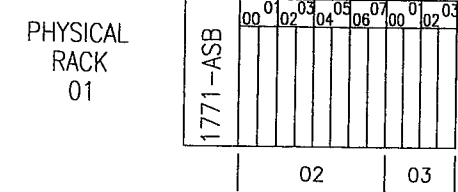
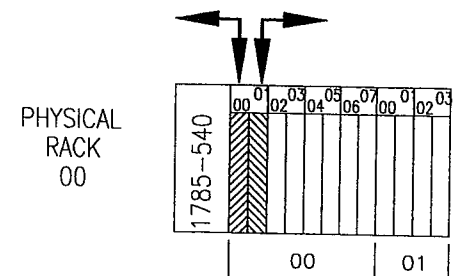
PHYSICAL RACK 00
LOGICAL RACK 00
PLC CARD 01



1771-IFE
ANALOG INPUT MODULE
8 INPUTS, 4-20Ma

TAG	DESCRIPTION
B0100001	POLY #2 - % FD STR
B0100003	POLY #1 - % FD STR
B0100006	DIVERSION MAN HOLE FLOW
B0100008	1ST STAGE REC. PP #1 NO. RAS
B0100011	1ST STAGE REC. PP #2 C. RAS
B0100013	1ST STAGE REC. PP #3 SD. RAS
B0100016	PLANT INFLUENT FLOW
B0100018	PRIM EFF TO 2ND STAGE AER

TAG	DESCRIPTION
B0100101	2ND STAGE RECIR SLUDGE FLOW
B0100103	1ST STAGE RECIR SLUDGE FLOW
B0100106	1ST STAGE REC TO 2ND STAGE SET
B0100108	THICKENER MAKE-UP WATER
B0100111	1ST STAGE REC TO 2ND STAGE AER
B0100113	COMBINED THICKENER OVERFLOW
B0100116	1ST STAGE WST SLDG FLOW TO P-T
B0100118	2ND STAGE WST SLDG FLOW TO P-T



8-25-00

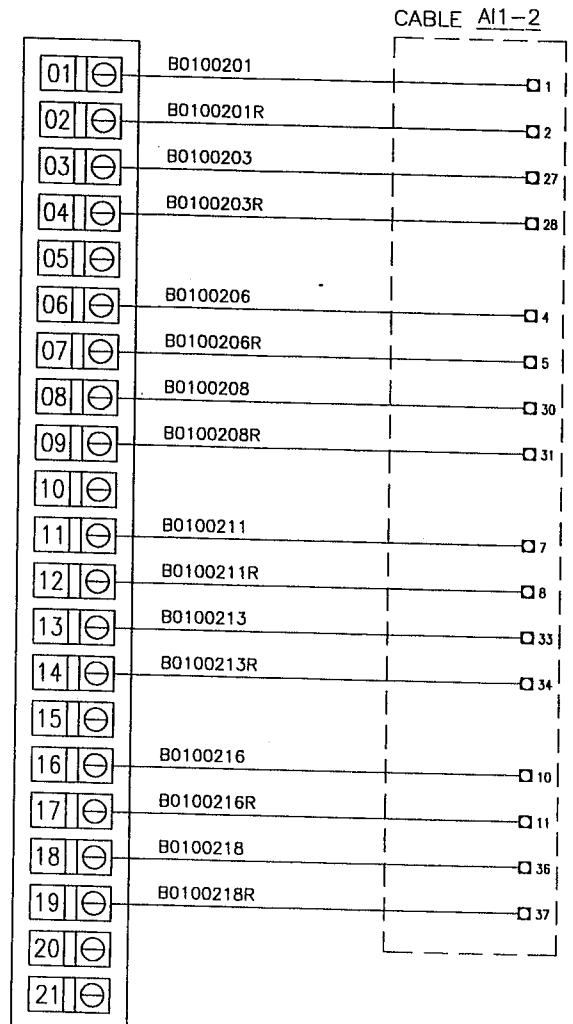
ISSUED FOR CONSTRUCTION		08/25/00	CONFIDENTIAL	ENGINEER: G.McDANIELS	APPROVED: G.McDANIELS	SHEET: 1 of 30	By:	For: ONONDAGA COUNTY DEPT. OF DRAIN & SANITATION	PLC WIRING DETAIL MUX 1	DATE: 08/25/00	REV: 0
REV.	COMMENTS	DATE	CHKD	COPYRIGHT © 1998 SYSTEMS ANALYSIS & INTEGRATION, INC. (dba SYSTEMS INTEGRATED) ALL RIGHTS RESERVED		CONTRACT NO: 244-01-00	SCALE: NONE	San Diego, California (619) 277-0700	BALDWINVILLE FACILITY	DRAWING NO: 244-BV01-401	

*** NOTES ***

- 1. — DENOTES WIRING BY PANEL FABRICATOR.
- 2. - - DENOTES FIELD WIRING.
- 3. □ DENOTES PLC TERMINATION.
- 4. ⊗ DENOTES FIELD TERMINATION.

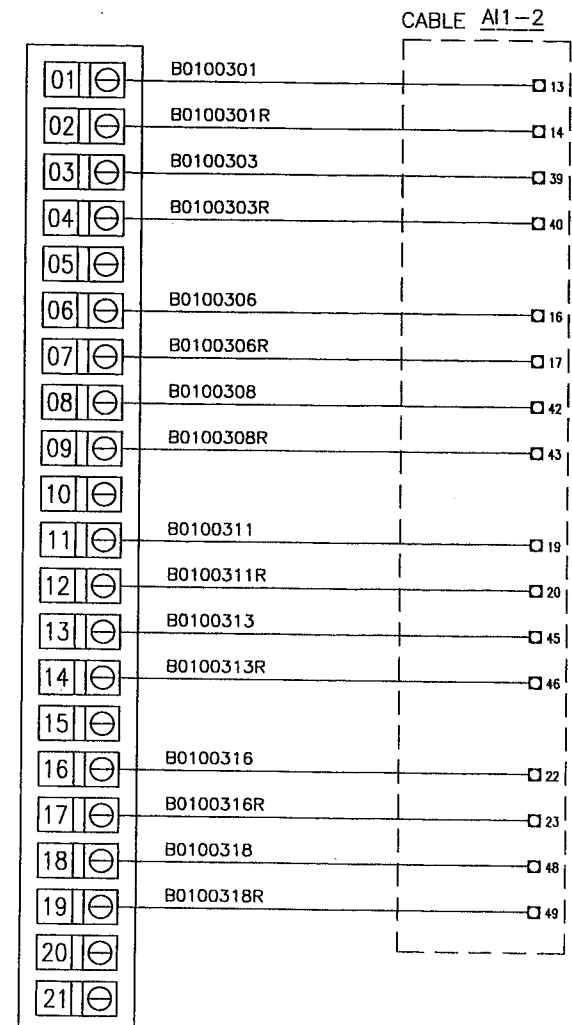
PHYSICAL RACK 00
 LOGICAL RACK 00
 PLC CARD 02

PHYSICAL RACK 00
 LOGICAL RACK 00
 PLC CARD 03




1771-IFE
 ANALOG INPUT MODULE
 8 INPUTS, 4-20Ma

TAG	DESCRIPTION
B0100201	NON-POTABLE WATER SYS PRES
B0100203	SPARE
B0100206	SPARE
B0100208	SPARE
B0100211	SPARE
B0100213	INFLU RM HVU#1 SUPPLY AIR TEMP
B0100216	INFLU RM HVU#1 RETURN AIR TEMP
B0100218	PROCESS AREA SUPPLY AIR TEMP

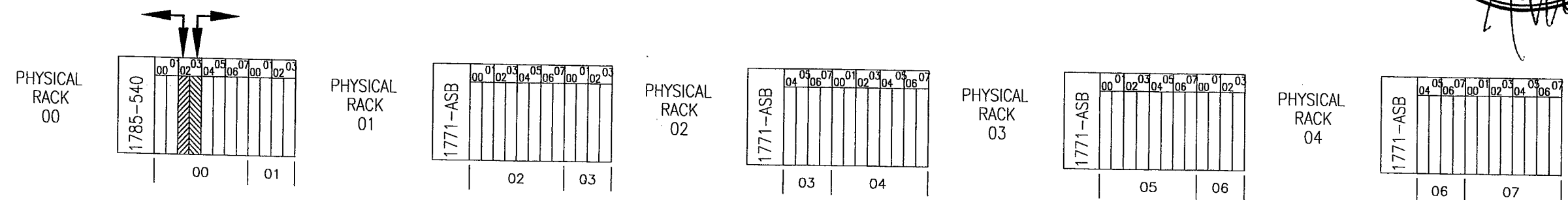


1771-IFE
 ANALOG INPUT MODULE
 8 INPUTS, 4-20Ma

TAG	DESCRIPTION
B0100301	PROCESS AREA RETURN AIR TEMP
B0100303	OFFICE ACS#1 SUPPLY AIR TEMP
B0100306	OFFICE ACS#1 RETURN AIR TEMP
B0100308	LAB ACS#2 SUPPLY AIR TEMP
B0100311	LAB ACS#2 RETURN AIR TEMP
B0100313	OUTDOOR AIR TEMP
B0100316	INFLUENT ROOM LEVEL <i>LEE DUCTING</i>
B0100318	HARBOR WELLS LEVEL <i>INFLUENT ROOM UPPER LEL</i>



8-25-00

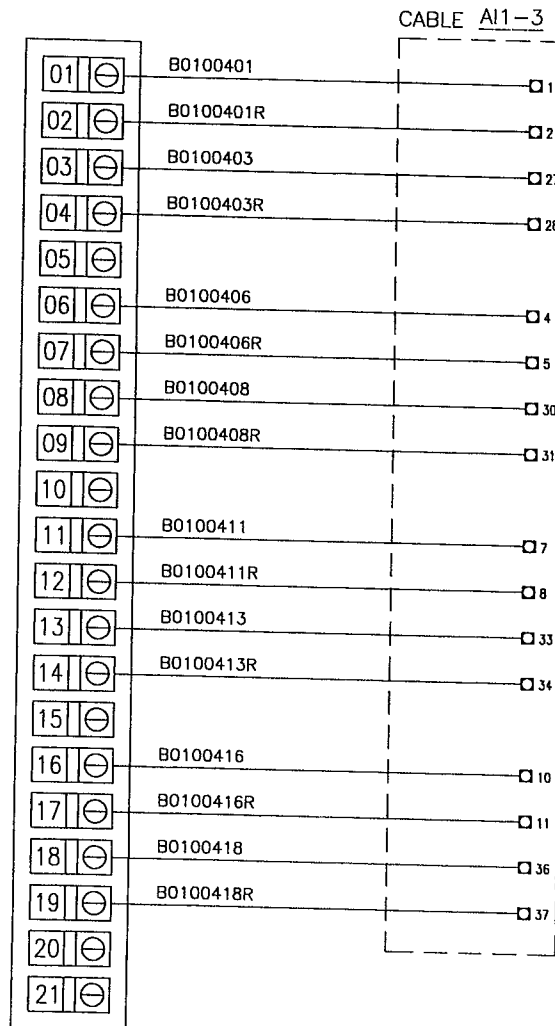


ISSUED FOR CONSTRUCTION	08/25/00	DATE	CHKD	CONFIDENTIAL COPYRIGHT © 1998 SYSTEMS ANALYSIS & INTEGRATION, INC. (dba SYSTEMS INTEGRATED) ALL RIGHTS RESERVED	ENGINEER:	APPROVED:	SHEET:	By:	SYSTEMS INTEGRATED San Diego, California (619) 277-0700	For: ONONDAGA COUNTY DEPT. OF DRAIN & SANITATION	PLC WIRING DETAIL MUX 1 BALDWINVILLE FACILITY	DATE:	REV:
					T. GREENE	G. McDANIELS	2 of 30					08/25/00	0
COMMENTS					CAD OPERATOR:	CONTRACT NO:	SCALE:					DRAWING NO:	
						244-01-00	NONE					244-BV01-402	

* NOTES *

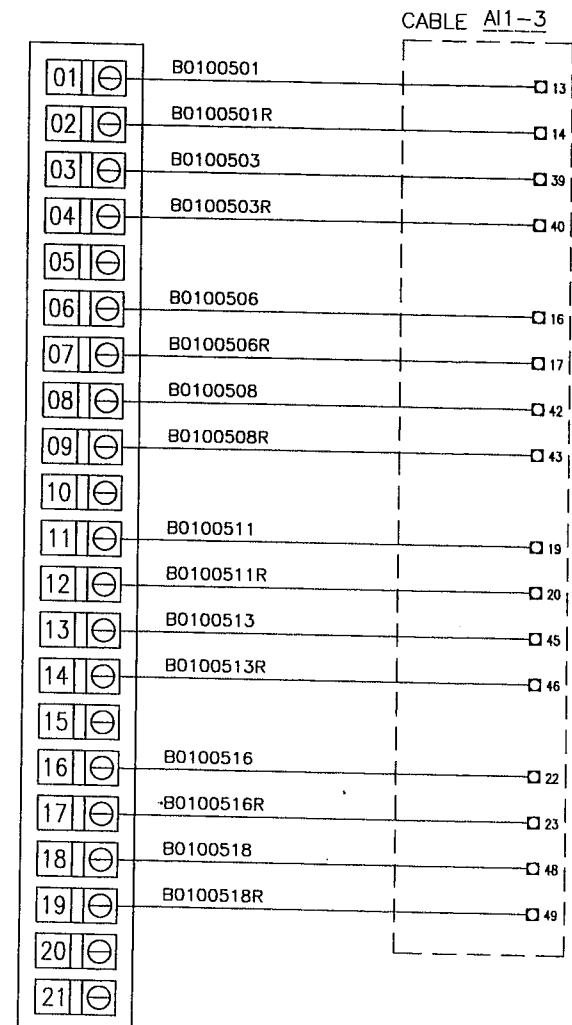
1. — DENOTES WIRING BY PANEL FABRICATOR.
2. - - DENOTES FIELD WIRING.
3. □ DENOTES PLC TERMINATION.
4. ⊙ DENOTES FIELD TERMINATION.

PHYSICAL RACK 00
LOGICAL RACK 00
PLC CARD 04



TAG	DESCRIPTION
B0100401	2ND STAGE REC PUMP #4 NO. RAS
B0100403	WET WELL LEVEL SOUTH P.S. INFLUENT ROOM LOWER LEL
B0100406	2ND STAGE REC PUMP #5 N.C. RAS
B0100408	2ND STAGE REC PUMP #6 S.C. RAS
B0100411	2ND STAGE REC PUMP #7 SO. RAS
B0100413	SPARE
B0100416	SPARE
B0100418	SPARE


PHYSICAL RACK 00
LOGICAL RACK 00
PLC CARD 05



TAG	DESCRIPTION
B0100501	DIVERSION FLOW SOUTH P.S.
B0100503	FLOW SOUTH P.S.
B0100506	WET WELL LEVEL SOUTH P.S.
B0100508	DIVERSION FLOW BELG. P.S.
B0100511	FLOW BELGIUM P.S.
B0100513	WET WELL LEVEL BELG. P.S.
B0100516	DIVERSION FLOW WEST P.S.
B0100518	FLOW WEST P.S.

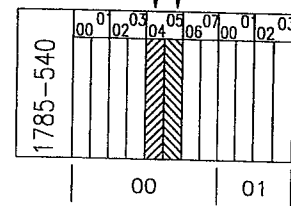
1771-IFE
ANALOG INPUT MODULE
8 INPUTS, 4-20ma

1771-IFE
ANALOG INPUT MODULE
8 INPUTS, 4-20ma

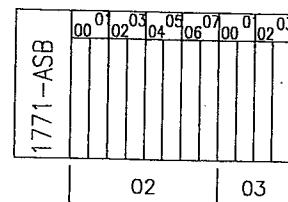


8-25-00

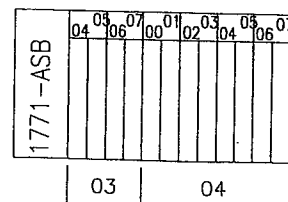
PHYSICAL RACK 00



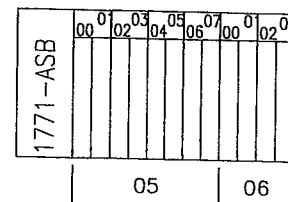
PHYSICAL RACK 01



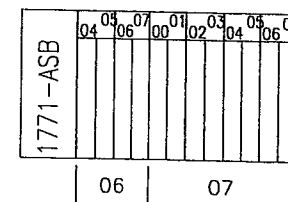
PHYSICAL RACK 02



PHYSICAL RACK 03



PHYSICAL RACK 04

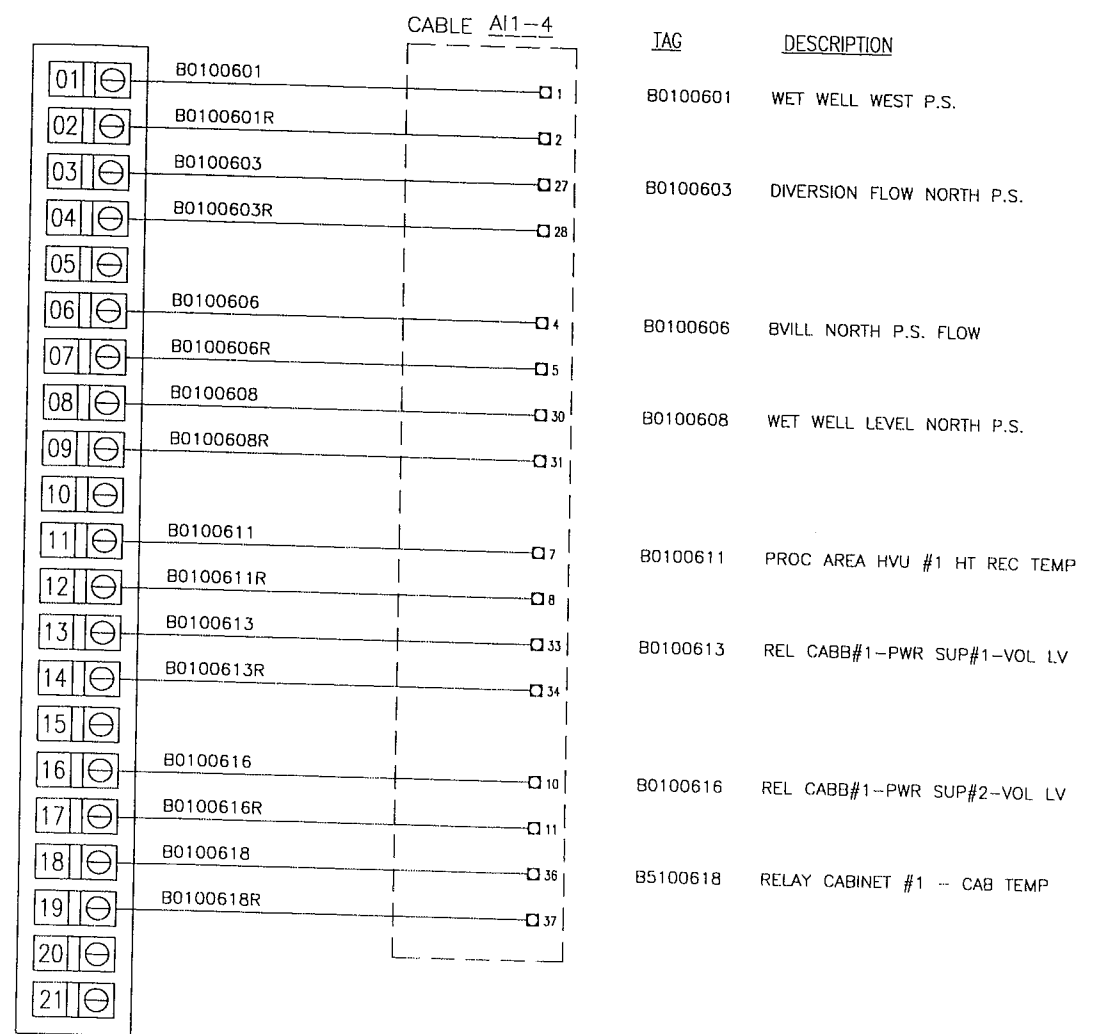


ISSUED FOR CONSTRUCTION	08/25/00	CONFIDENTIAL	ENGINEER:	APPROVED:	SHEET:	By:	For:	DATE:	REV:
	DATE		CHKD	COPYRIGHT © 1998 SYSTEMS ANALYSIS & INTEGRATION, INC. (dba SYSTEMS INTEGRATED) ALL RIGHTS RESERVED	G.McDANIELS				
COMMENTS			CAD OPERATOR:	CONTRACT NO:	SCALE:	SYSTEMS INTEGRATED San Diego, California (619) 277-0700	PLC WIRING DETAIL MUX 1 BALDWINVILLE FACILITY	DRAWING NO:	
			T. GREENE	244-01-00	NONE			244-BV01-403	

*** NOTES ***


1. — DENOTES WIRING BY PANEL FABRICATOR.
2. — DENOTES FIELD WIRING.
3. □ DENOTES PLC TERMINATION.
4. ⊙ DENOTES FIELD TERMINATION.

PHYSICAL RACK 00
LOGICAL RACK 00
PLC CARD 06

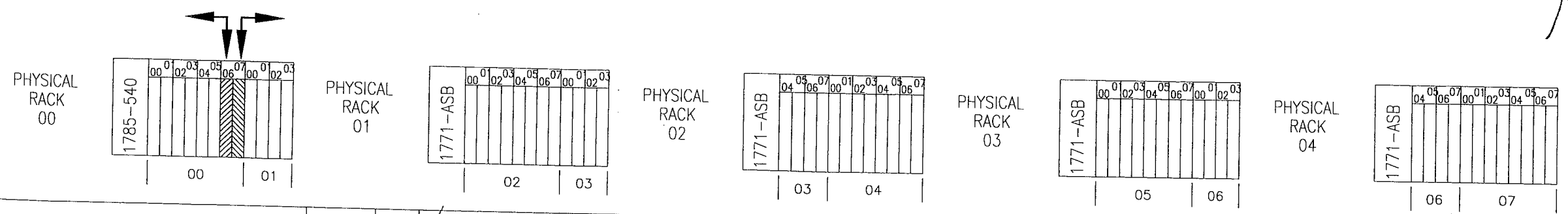



1771-IFE
ANALOG INPUT MODULE
8 INPUTS, 4-20Ma

PHYSICAL RACK 00
LOGICAL RACK 00
PLC CARD 07



1771-IFE
ANALOG INPUT MODULE
8 INPUTS, 4-20Ma



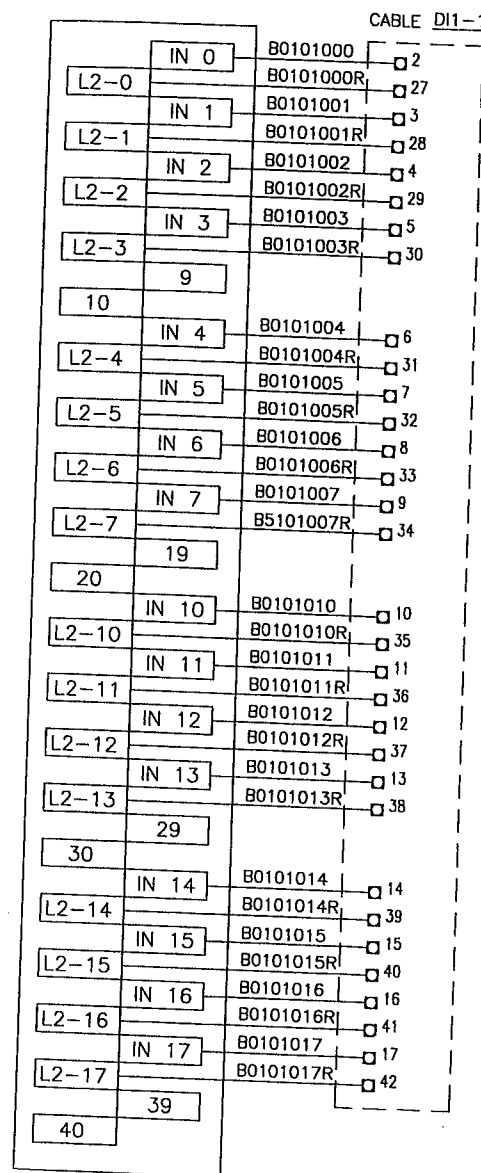
0	ISSUED FOR CONSTRUCTION	08/25/00	CHKD	CONFIDENTIAL	ENGINEER: G.McDANIELS	APPROVED: G.McDANIELS	SHEET: 4 of 30	By: T. GREENE	San Diego, California (619) 277-0700	For: ONONDAGA COUNTY DEPT. OF DRAIN & SANITATION	PLC WIRING DETAIL MUX 1 BALDWINVILLE FACILITY	DATE: 08/25/00	REV: 0
EV.	COMMENTS	DATE	CHKD	COPYRIGHT © 1998 SYSTEMS ANALYSIS & INTEGRATION, INC. (dba SYSTEMS INTEGRATED) ALL RIGHTS RESERVED	CAD OPERATOR: T. GREENE	CONTRACT NO: 244-01-00	SCALE: NONE					DRAWING NO: 244-BV01-404	

PHYSICAL RACK 00
 LOGICAL RACK 01
 PLC CARD 00

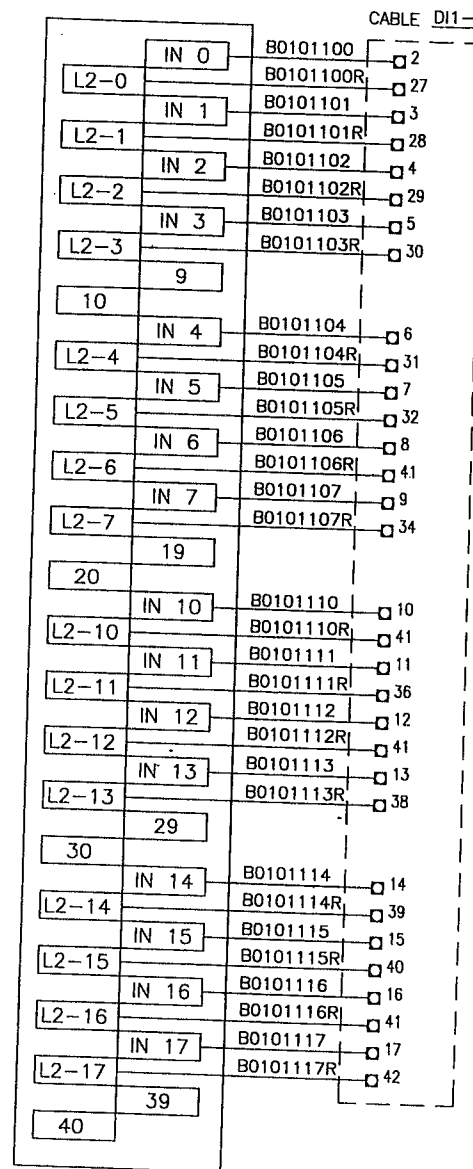
PHYSICAL RACK 00
 LOGICAL RACK 01
 PLC CARD 01

*** NOTES ***

1. — DENOTES WIRING BY PANEL FABRICATOR.
2. - - DENOTES FIELD WIRING.
3. □ DENOTES PLC TERMINATION.
4. ⊙ DENOTES FIELD TERMINATION.



TAG	DESCRIPTION
B0101000	MECH BAR SCR #1 UP OTL
B0101001	MECH BAR SCR #1 SL CBL
B0101002	MECH BAR SCR #2 UP OTL
B0101003	MECH BAR SCR #2 SL CBL
B0101004	RAW SEW PP RM SUMP LEVEL HIGH
B0101005	CHEM FEED RM SUMP LEVEL HIGH
B0101006	POST THICK AREA SUMP LEVEL HIGH
B0101007	PRE THICK AREA SUMP LEVEL HIGH
B0101010	GALLERY 6 SUMP LEVEL HIGH
B0101011	GALLERY 8 SUMP LEVEL HIGH
B0101012	RAW SEWAGE PUMP ROOM FLOOD
B0101013	INF WET WELL AREA HIGH
B0101014	CHEMICAL FEED ROOM FLOOD
B0101015	GALLERY 1 POST THICK AREA FLOOD
B0101016	PRE THICK AREA GALLERY 1 FLOOD
B0101017	SECOND STAGE GALLERY 6 FLOOD

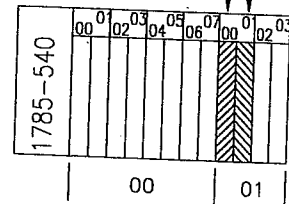


TAG	DESCRIPTION
B0101100	GALLERY B AREA FLOOD
B0101101	BULK POLYMER SYSTEM LEVEL MALF
B0101102	BELT PRESS #1 DRIVE MTR OFF
B0101103	BELT PRESS #1 DRIVE RUNNING
B0101104	BELT PRESS #1 STR BOOST PUMP RUNNING
B0101105	BELT PRESS #1 STR BOOST PUMP MALF
B0101106	BELT PRESS #1 STR BOOST PUMP MTR OFF
B0101107	SPARE
B0101110	BELT PRESS #1 NO CAKE MALF
B0101111	BELT PRESS #1 BELT ALIGN MALF
B0101112	BELT PRESS #1 HYD. UNIT RUNNING
B0101113	BELT PRESS #1 HYD. UNIT LO PRESS.
B0101114	BELT PRESS #1 HYD. UNIT MTR OFF
B0101115	BELT PRESS #2 DRIVE RUNNING
B0101116	BELT PRESS #2 DRIVE MTR OFF
B0101117	BELT PRESS #2 WTR BOOST PUMP RUNNING

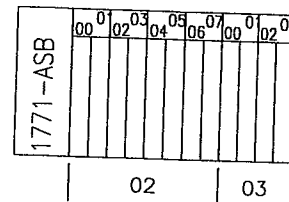
1771-ID16
 ISOLATED INPUT MODULE
 120 VAC / 16 INPUTS

1771-ID16
 ISOLATED INPUT MODULE
 120 VAC / 16 INPUTS

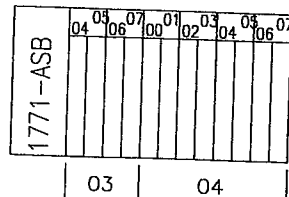
PHYSICAL RACK 00



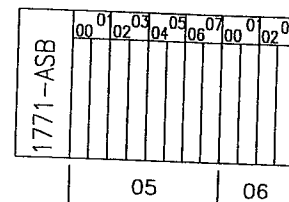
PHYSICAL RACK 01



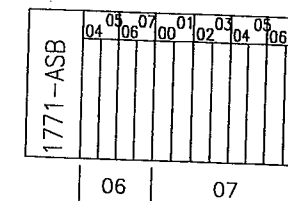
PHYSICAL RACK 02



PHYSICAL RACK 03

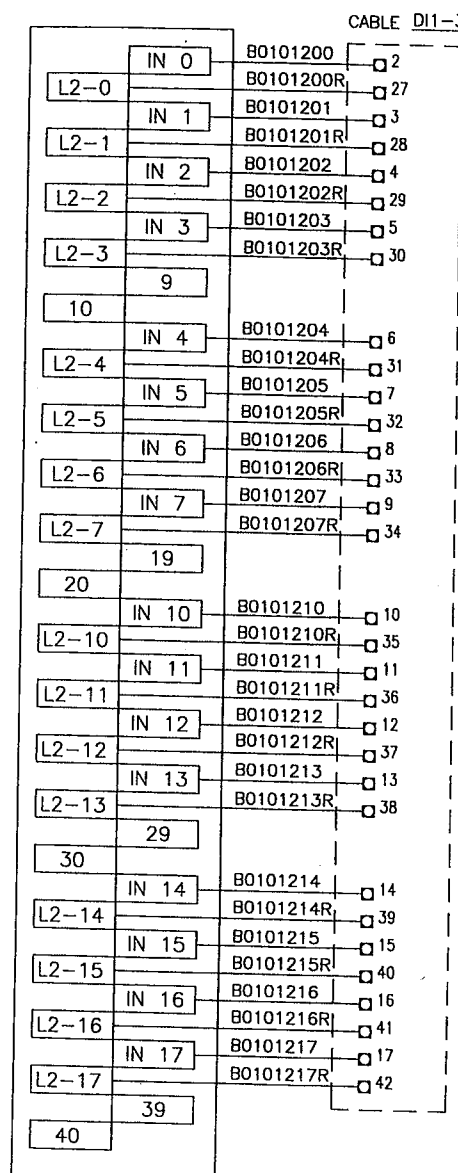


PHYSICAL RACK 04



ISSUED FOR CONSTRUCTION	08/25/00	CONFIDENTIAL	ENGINEER: G.McDANIELS	APPROVED: G.McDANIELS	SHEET: 5 of 30	By: SYSTEMS INTEGRATED	For: ONONDAGA COUNTY DEPT. OF DRAIN & SANITATION	PLC WIRING DETAIL MUX 1 BALDWINVILLE FACILITY	DATE: 08/25/00	REV: 0	
COMMENTS	DATE	CHKD	COPYRIGHT © 1998 SYSTEMS ANALYSIS & INTEGRATION, INC. (dba SYSTEMS INTEGRATED) ALL RIGHTS RESERVED			CAD OPERATOR: T. GREENE	CONTRACT NO: 244-01-00	SCALE: NONE	DRAWING NO: 244-BV01-405		

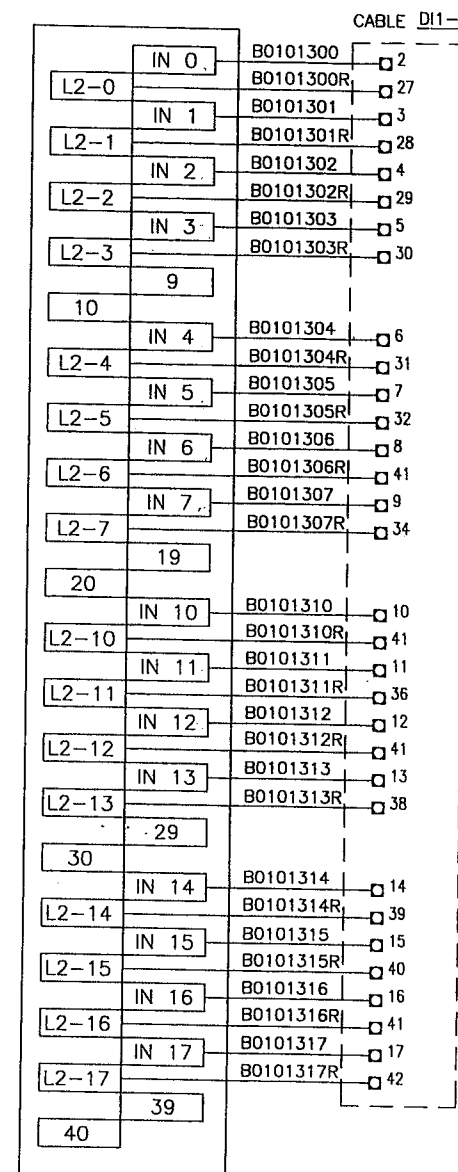
PHYSICAL RACK 00
 LOGICAL RACK 01
 PLC CARD 02



1771-ID16
 ISOLATED INPUT MODULE
 120 VAC / 16 INPUTS

TAG	DESCRIPTION
B0101200	BELT PRESS #2 WTR BOOST PUMP MALF
B0101201	BELT PRESS #2 WTR BOOST PUMP MTR OFF
B0101202	SPARE
B0101203	BELT PRESS #2 NO CAKE MALF
B0101204	BELT PRESS BELT ALIGN MALF
B0101205	BELT PRESS #2 HYD. UNIT RUNNING
B0101206	BELT PRESS #2 HYD. UNIT LO PRESS
B0101207	BELT PRESS #2 HYD. UNIT MTR OFF
B0101210	MARINE SANITARY WEST PUMP RUNNING
B0101211	MARINE SANITARY WEST PUMP MALF
B0101212	MECHANICAL BAR SCREEN #1 RUNNING
B0101213	MECHANICAL BAR SCREEN #1 POWER OFF
B0101214	MECHANICAL BAR SCREEN #1 TORQE HIGH
B0101215	MECHANICAL BAR SCREEN #1 CALL
B0101216	MECHANICAL BAR SCREEN #2 RUNNING
B0101217	MECHANICAL BAR SCREEN #2 MALF

PHYSICAL RACK 00
 LOGICAL RACK 01
 PLC CARD 03




1771-ID16
 ISOLATED INPUT MODULE
 120 VAC / 16 INPUTS

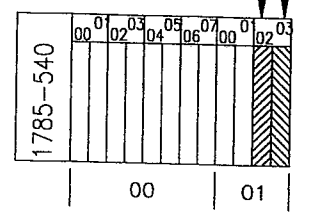
TAG	DESCRIPTION
B0101300	MECH BAR SCREEN #2 TORQE HIGH
B0101301	MECHANICAL BAR SCREEN #2 CALL
B0101302	RAW SEWAGE PUMP #1 RUNNING
B0101303	RAW SEWAGE PUMP #1 MALF
B0101304	RAW SEWAGE PUMP #1 FAILED
B0101305	RAW SEWAGE PUMP #1 CALL
B0101306	RAW SEWAGE PUMP #2 RUNNING
B0101307	RAW SEWAGE PUMP #2 MALF
B0101310	RAW SEWAGE PUMP #2 FAILED
B0101311	RAW SEWAGE PUMP #2 CALL
B0101312	RAW SEWAGE PUMP #3 RUNNING
B0101313	RAW SEWAGE PUMP #3 MALF
B0101314	RAW SEWAGE PUMP #3 FAILED
B0101315	RAW SEWAGE PUMP #3 CALL
B0101316	RAW SEWAGE PUMP #4 RUNNING
B0101317	RAW SEWAGE PUMP #4 MALF

* NOTES *

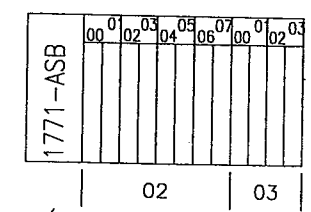
- DENOTES WIRING BY PANEL FABRICATOR.
- - - DENOTES FIELD WIRING.
- DENOTES PLC TERMINATION.
- ⊙ DENOTES FIELD TERMINATION.



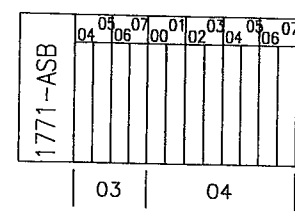
PHYSICAL RACK 00



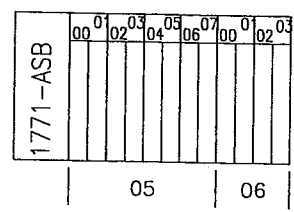
PHYSICAL RACK 01



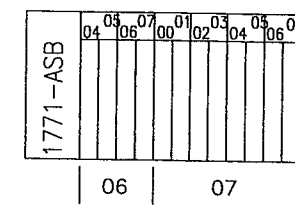
PHYSICAL RACK 02



PHYSICAL RACK 03

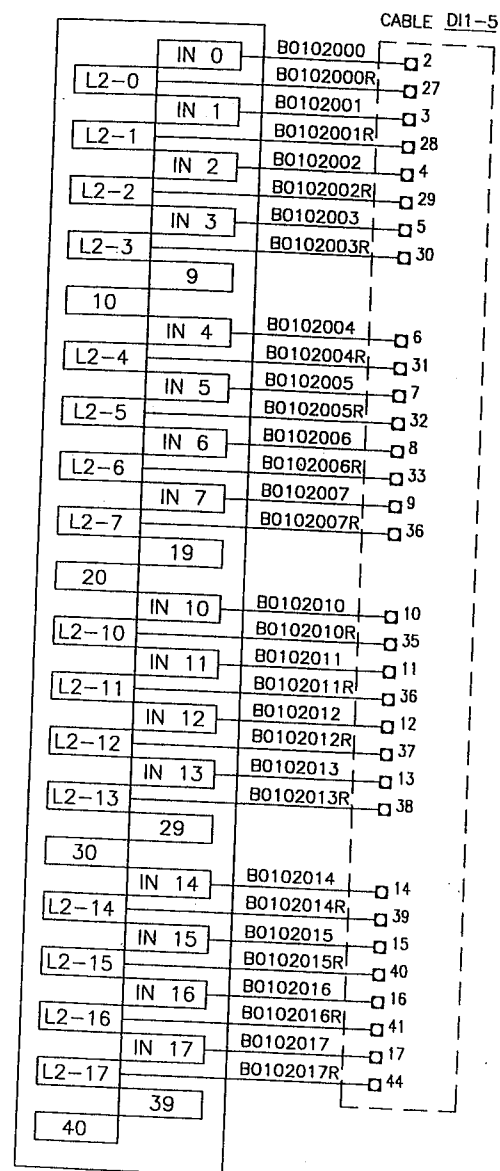


PHYSICAL RACK 04



ISSUED FOR CONSTRUCTION	08/25/00	CONFIDENTIAL	ENGINEER: G.McDANIELS	APPROVED: G.McDANIELS	SHEET: 6 of 30	By: SYSTEMS INTEGRATED	For: ONONDAGA COUNTY DEPT. OF DRAIN & SANITATION	PLC WIRING DETAIL MUX 1 BALDWINVILLE FACILITY	DATE: 08/25/00	REV: 0
COMMENTS	DATE	CHKD	COPYRIGHT © 1998 SYSTEMS ANALYSIS & INTEGRATION, INC. (dba SYSTEMS INTEGRATED) ALL RIGHTS RESERVED		SCALE: NONE	San Diego, California (619) 277-0700			DRAWING NO: 244-BV01-406	

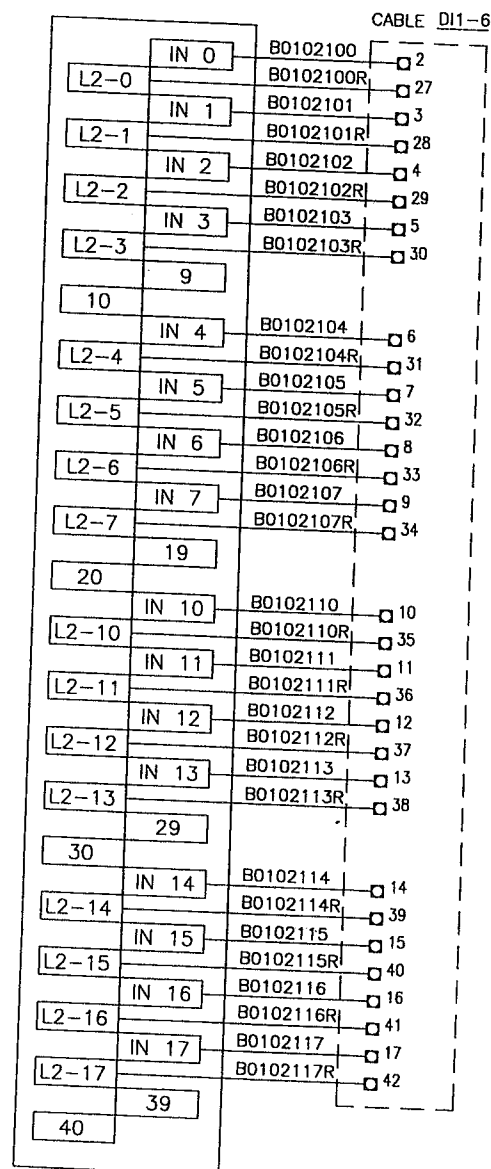
PHYSICAL RACK 01
 LOGICAL RACK 02
 PLC CARD 00



1771-ID16
 ISOLATED INPUT MODULE
 120 VAC / 16 INPUTS

TAG	DESCRIPTION
B0102000	RAW SEWAGE PUMP #4 FAILED
B0102001	RAW SEWAGE PUMP #4 CALL
B0102002	GRIT CHAMBER BLOWER #1 RUNNING
B0102003	GRIT CHAMBER BLOWER #1 MALF
B0102004	GRIT CHAMBER BLOWER #1 CALL
B0102005	GRIT CHAMBER BLOWER #2 RUNNING
B0102006	GRIT CHAMBER BLOWER #2 MALF
B0102007	GRIT CHAMBER BLOWER #2 CALL
B0102010	FLSH MIX #3 INFL TO CHL TANK RUNNING
B0102011	FLSH MIX #3 INFL TO CHL TANK MALF
B0102012	GRIT RAKE CLASS #1 WEST RUNNING
B0102013	GRIT RAKE CLASS #1 WEST MALF
B0102014	GRIT RAKE CLASS #2 EAST RUNNING
B0102015	GRIT RAKE CLASS #2 EAST MALF
B0102016	SPARE
B0102017	SPARE

PHYSICAL RACK 01
 LOGICAL RACK 02
 PLC CARD 01

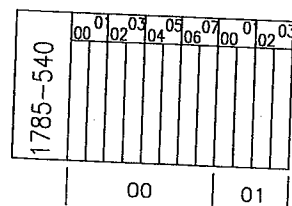


1771-ID16
 ISOLATED INPUT MODULE
 120 VAC / 16 INPUTS

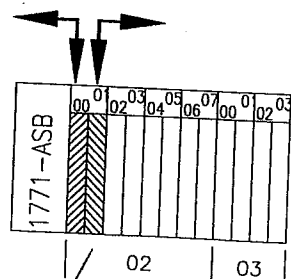
TAG	DESCRIPTION
B0102100	SPARE
B0102101	SPARE
B0102102	SPARE
B0102103	SPARE
B0102104	SPARE
B0102105	SPARE
B0102106	FERROUS PUMP 1 RUNNING
B0102107	FERROUS PUMP 1 MALF
B0102110	1ST STG AER ALUM FD SO. #2 RUNNING
B0102111	1ST STG AER ALUM FD SO. #2 MALF
B0102112	2ND STG AER ALUM FD SO. #3 RUNNING
B0102113	2ND STG AER ALUM FD SO. #3 MALF
B0102114	2ND STG AER ALUM FD CE. #4 RUNNING
B0102115	2ND STG AER ALUM FD CE. #4 MALF
B0102116	2ND STG AER ALUM FD SO. #5 RUNNING
B0102117	2ND STG AER ALUM FD SO. #5 MALF

- * NOTES *
- DENOTES WIRING BY PANEL FABRICATOR.
 - - - DENOTES FIELD WIRING.
 - DENOTES PLC TERMINATION.
 - DENOTES FIELD TERMINATION.

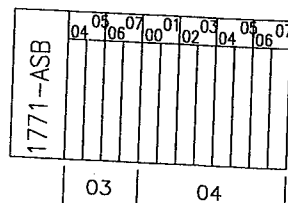
PHYSICAL RACK 00



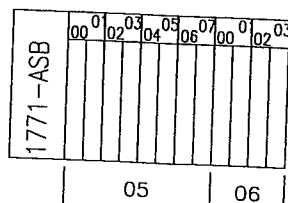
PHYSICAL RACK 01



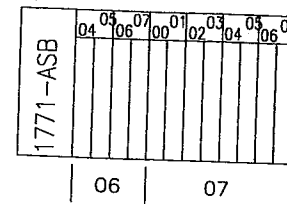
PHYSICAL RACK 02



PHYSICAL RACK 03



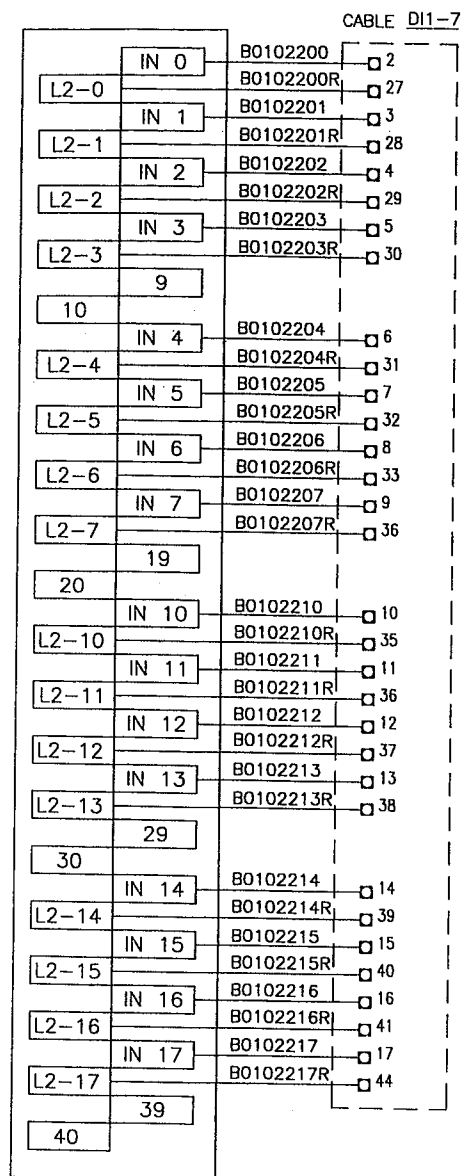
PHYSICAL RACK 04



8-25-00

ISSUED FOR CONSTRUCTION	DATE: 08/25/00	CHKD: [Signature]	CONFIDENTIAL	ENGINEER: G. McDANIELS	APPROVED: G. McDANIELS	SHEET: 7 of 30	By: [Signature]	For: ONONDAGA COUNTY DEPT. OF DRAIN & SANITATION	PLC WIRING DETAIL MUX 1 BALDWINVILLE FACILITY	DATE: 08/25/00	REV: 0
COMMENTS			COPYRIGHT © 1998 SYSTEMS ANALYSIS & INTEGRATION, INC. (dba SYSTEMS INTEGRATED) ALL RIGHTS RESERVED	CAD OPERATOR: T. GREENE	CONTRACT NO: 244-01-00	SCALE: NONE	San Diego, California (619) 277-0700			DRAWING NO: 244-BV01-407	

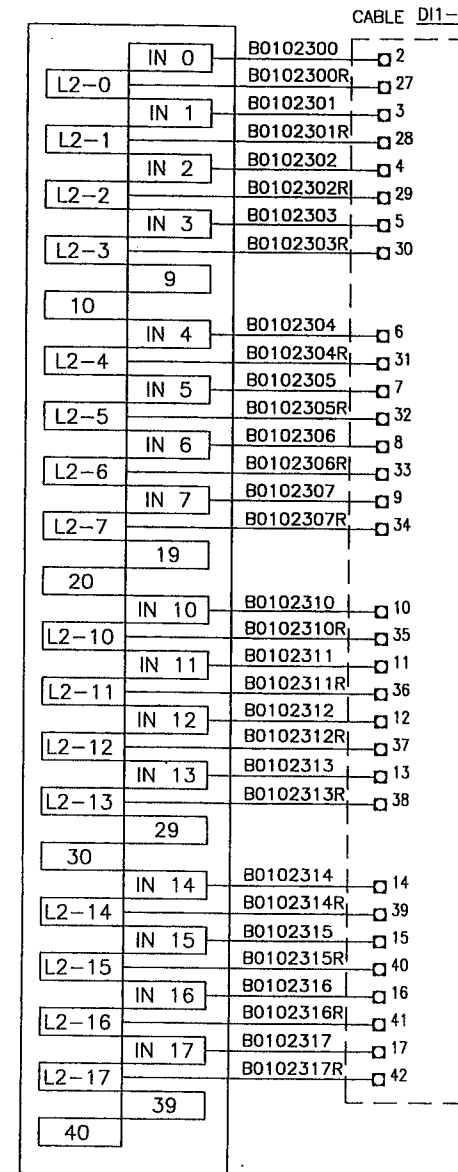
PHYSICAL RACK 01
 LOGICAL RACK 02
 PLC CARD 02



1771-ID16
 ISOLATED INPUT MODULE
 120 VAC / 16 INPUTS

TAG	DESCRIPTION
B0102200	EMERGENCY BUS TIE BREAKER TRIP
B0102201	SOUTH P.S. PUMP #1 CALL
B0102202	SOUTH P.S. PUMP #2 CALL
B0102203	SOUTH P.S. PUMP #3 CALL
B0102204	SOUTH P.S. PUMP #4 CALL
B0102205	SOUTH P.S. PUMP #5 CALL
B0102206	SPARE OOR CONTROL BLOWER NOT RUNNING
B0102207	SPARE
B0102210	SPARE
B0102211	SPARE
B0102212	SPARE
B0102213	SPARE
B0102214	SPARE
B0102215	SPARE
B0102216	SPARE
B0102217	FLOW TO SEC STG OVER 3MGD HIGH

PHYSICAL RACK 01
 LOGICAL RACK 02
 PLC CARD 03



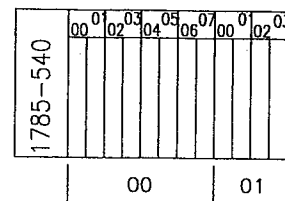
1771-ID16
 ISOLATED INPUT MODULE
 120 VAC / 16 INPUTS

TAG	DESCRIPTION
B0102300	REST RM SEWAGE PPS GAL 8 MALF
B0102301	MCP MINOR ALARM WIRED SPARE MALF
B0102302	MCP MINOR ALARM WIRED SPARE MALF
B0102303	TRANS. 3 TEMP HIGH
B0102304	SO. DIGEST&HOLD TANK ASP#1 RUNNING
B0102305	SO. DIGEST&HOLD TANK ASP#1 FAILED
B0102306	SO. DIGEST&HOLD TANK ASP#1 CALL
B0102307	SO. DIGEST&HOLD TANK ASP#2 RUNNING
B0102310	SO. DIGEST&HOLD TANK ASP#2 FAILED
B0102311	SO. DIGEST&HOLD TANK ASP#2 CALL
B0102312	SO. DIGESTED&HOLD TANK ASP#3 RUNNING
B0102313	SO. DIGESTED&HOLD TANK ASP#3 FAILED
B0102314	SO. DIGESTED&HOLD TANK ASP#3 CALL
B0102315	SO. DIGESTED&HOLD TANK ASP#4 RUNNING
B0102316	SO. DIGESTED&HOLD TANK ASP#4 FAILED
B0102317	SO. DIGESTED&HOLD TANK ASP#4 CALL

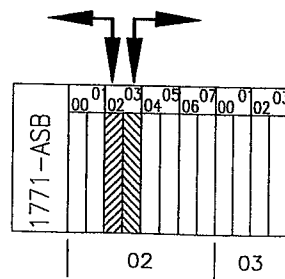
* NOTES *

1. — DENOTES WIRING BY PANEL FABRICATOR.
2. - - DENOTES FIELD WIRING.
3. □ DENOTES PLC TERMINATION.
4. ⊙ DENOTES FIELD TERMINATION.

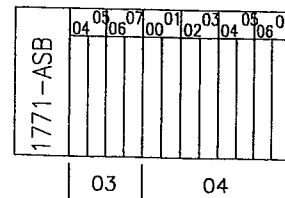
PHYSICAL RACK 00



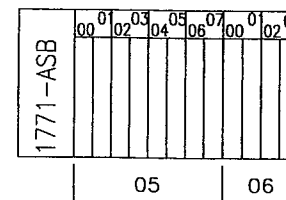
PHYSICAL RACK 01




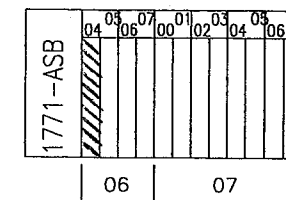
PHYSICAL RACK 02



PHYSICAL RACK 03



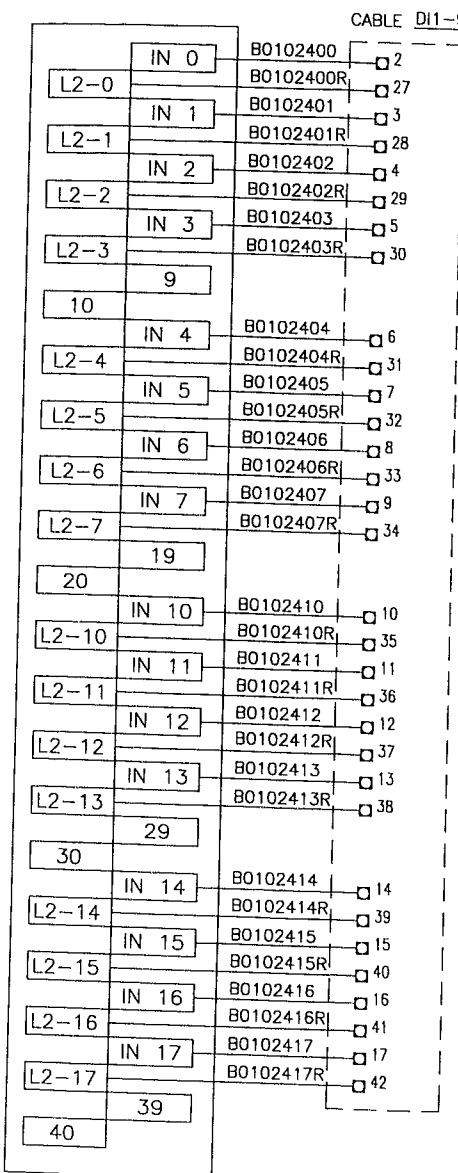
PHYSICAL RACK 04



8-25-00

0	ISSUED FOR CONSTRUCTION	08/25/00	CONFIDENTIAL	ENGINEER: G.McDANIELS	APPROVED: G.McDANIELS	SHEET: 8 of 30	By: SYSTEMS INTEGRATED	For: ONONDAGA COUNTY DEPT. OF DRAIN & SANITATION	PLC WIRING DETAIL MUX 1 BALDWINVILLE FACILITY	DATE: 08/25/00	REV: 0
REV.	COMMENTS	DATE	CHKD	CAD OPERATOR: T. GREENE	CONTRACT NO: 244-01-00	SCALE: NONE	San Diego, California (619) 277-0700			DRAWING NO: 244-BV01-408	

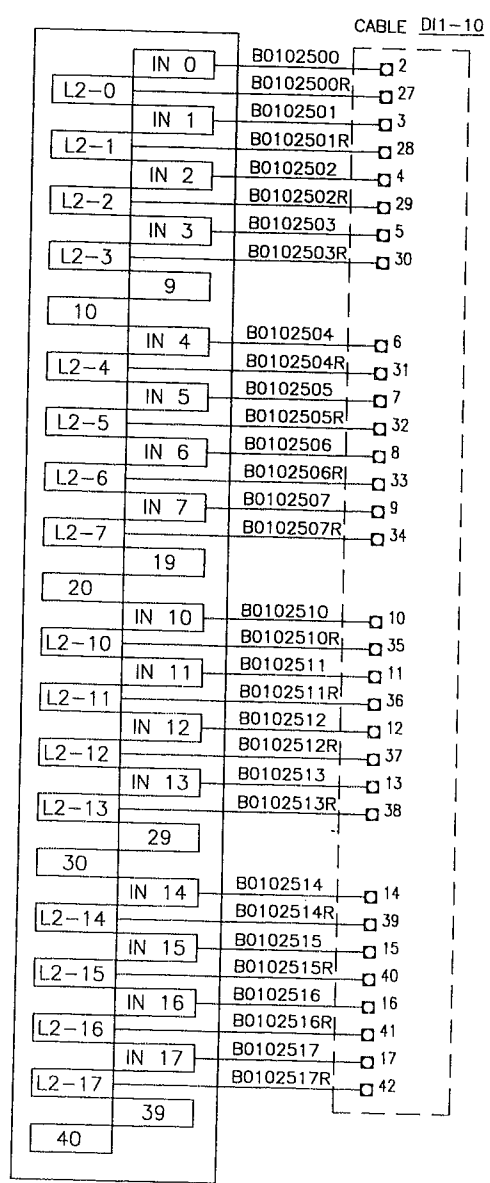
PHYSICAL RACK 01
 LOGICAL RACK 02
 PLC CARD 04



1771-ID16
 ISOLATED INPUT MODULE
 120 VAC / 16 INPUTS

TAG	DESCRIPTION
B0102400	SO. DIGESTED&HOLD TANK ASP#5 RUNNING
B0102401	SO. DIGESTED&HOLD TANK ASP#5 FAILED
B0102402	SO. DIGESTED&HOLD TANK ASP#5 CALL
B0102403	SO. DIGESTED&HOLD TANK ASP#6 RUNNING
B0102404	SO. DIGESTED&HOLD TANK ASP#6 FAILED
B0102405	SO. DIGESTED&HOLD TANK ASP#6 CALL
B0102406	VALVE OPEN TO DRYING BEDS
B0102407	LIME BIN DISCHAGE #1 RUNNING
B0102410	LIME BIN DISCHAGE #1 MALF
B0102411	LIME BIN DISCHAGE #1 CALL
B0102412	LIME ROTARY VALVE FDR #1 RUNNING
B0102413	LIME ROTARY VALVE FDR #1 MALF
B0102414	LIME ROTARY VALVE FDR #1 CALL
B0102415	LIME VOLUMETRIC FEED #1 RUNNING
B0102416	LIME VOLUMETRIC FEED #1 MALF
B0102417	LIME VOLUMETRIC FEED #1 CALL

PHYSICAL RACK 01
 LOGICAL RACK 02
 PLC CARD 05

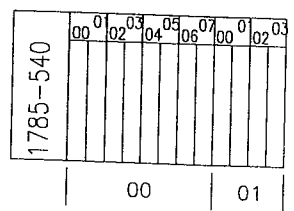


1771-ID16
 ISOLATED INPUT MODULE
 120 VAC / 16 INPUTS

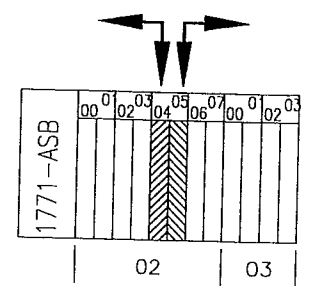
TAG	DESCRIPTION
B0102500	LIME PASTE MIXER #1 RUNNING
B0102501	LIME PASTE MIXER #1 MALF
B0102502	LIME PASTE MIXER #1 CALL
B0102503	LIME GRIT REMOVER #1 RUNNING
B0102504	LIME GRIT REMOVER #1 MALF
B0102505	LIME GRIT REMOVER #1 CALL
B0102506	LIME BIN DISCHARGE #2 RUNNING
B0102507	LIME BIN DISCHARGE #2 MALF
B0102510	LIME BIN DISCHARGE #2 CALL
B0102511	LIME ROTARY VALVE FDR #2 RUNNING
B0102512	LIME ROTARY VALVE FDR #2 MALF
B0102513	LIME ROTARY VALVE FDR #2 CALL
B0102514	LIME VOLUMETRIC FEEDER #2 RUNNING
B0102515	LIME VOLUMETRIC FEEDER #2 MALF
B0102516	LIME VOLUMETRIC FEEDER #2 CALL
B0102517	LIME PASTE MIXER #2 RUNNING

- * NOTES *
- DENOTES WIRING BY PANEL FABRICATOR.
 - DENOTES FIELD WIRING.
 - DENOTES PLC TERMINATION.
 - DENOTES FIELD TERMINATION.

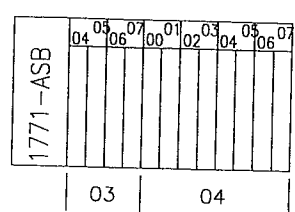
PHYSICAL RACK 00



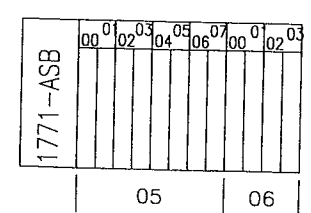
PHYSICAL RACK 01




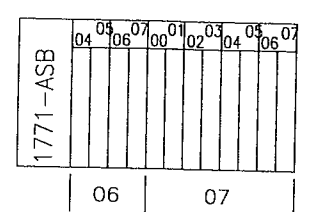
PHYSICAL RACK 02



PHYSICAL RACK 03



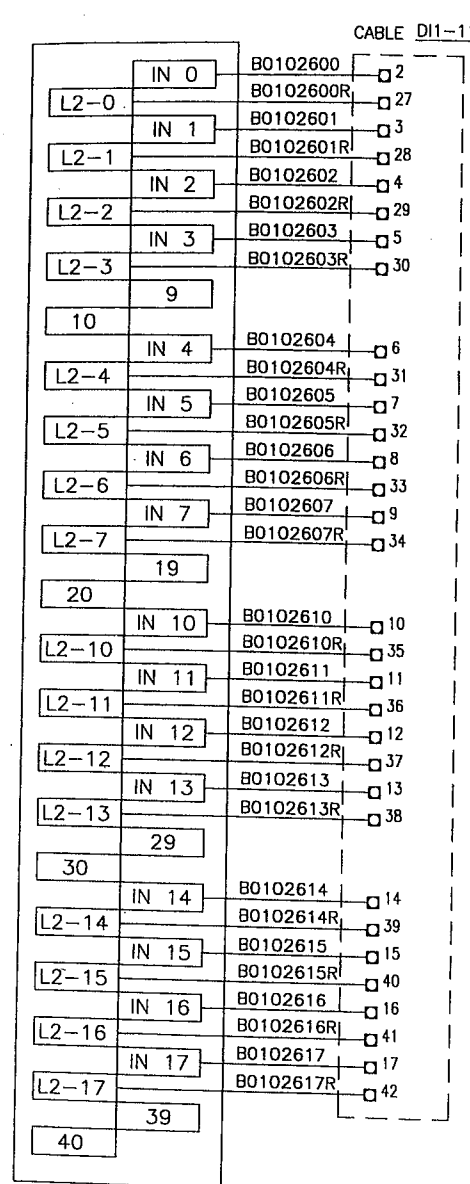
PHYSICAL RACK 04



8-25-09

ISSUED FOR CONSTRUCTION	08/25/00	CONFIDENTIAL	ENGINEER: G.McDANIELS	APPROVED: G.McDANIELS	SHEET: 9 of 30	By:	For: ONONDAGA COUNTY DEPT. OF DRAIN & SANITATION	PLC WIRING DETAIL MUX 1 BALDWINVILLE FACILITY	DATE: 08/25/00	REV: 0
COMMENTS	DATE	CHKD	COPYRIGHT © 1998 SYSTEMS ANALYSIS & INTEGRATION, INC. (dba SYSTEMS INTEGRATED) ALL RIGHTS RESERVED	CAD OPERATOR: T. GREENE	CONTRACT NO: 244-01-00	SCALE: NONE	San Diego, California (619) 277-0700		DRAWING NO: 244-BV01-409	

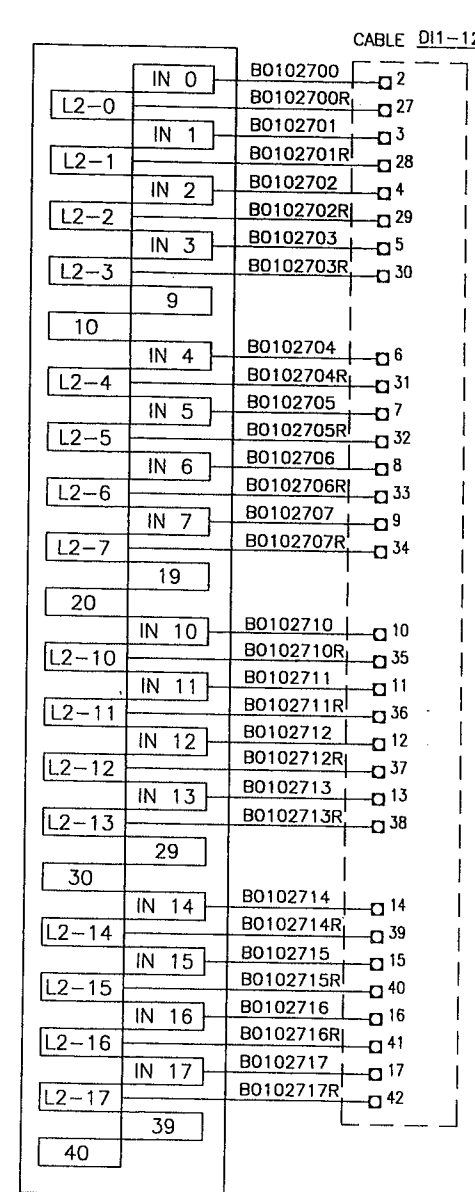
PHYSICAL RACK 01
 LOGICAL RACK 02
 PLC CARD 06



1771-ID16
 ISOLATED INPUT MODULE
 120 VAC / 16 INPUTS

TAG	DESCRIPTION
B0102600	LIME PASTE MIXER #2 MALF
B0102601	LIME PASTE MIXER #2 CALL
B0102602	LIME GRIT REMOVER #2 RUNNING
B0102603	LIME GRIT REMOVER #2 MALF
B0102604	LIME GRIT REMOVER #2 CALL
B0102605	PH RML. TCK MKUP WAT P#1NO RUNNING
B0102606	PH RML. TCK MKUP WAT P#1NO MALF
B0102607	PH RML. TCK MKUP WAT P#1NO CALL
B0102610	PH RML. TCK MKUP WAT P#2SO RUNNING
B0102611	PH RML. TCK MKUP WAT P#2SO MALF
B0102612	PH RML. TCK MKUP WAT P#2SO CALL
B0102613	2ND ST PH RM RM#3 TH MKP3 RUNNING
B0102614	2ND ST PH RM RM#3 TH MKP3 MALF
B0102615	2ND ST PH RM RM#3 TH MKP3 CALL
B0102616	EFF WATER PUMP 1 RUNNING
B0102617	EFF WATER PUMP 1 MALF

PHYSICAL RACK 01
 LOGICAL RACK 02
 PLC CARD 07




1771-ID16
 ISOLATED INPUT MODULE
 120 VAC / 16 INPUTS

TAG	DESCRIPTION
B0102700	EFF WATER PUMP 1 CALL
B0102701	EFF WATER PUMP 2 RUNNING
B0102702	EFF WATER PUMP 2 MALF
B0102703	EFF WATER PUMP 2 CALL
B0102704	1ST ST LIME FLS MIX#1A WT RUNNING
B0102705	1ST ST LIME FLS MIX#1A WT MALF
B0102706	1ST ST LIME FLS MIX#1B WT RUNNING
B0102707	1ST ST LIME FLS MIX#1B WT MALF
B0102710	SECOND STG LIME FLS MIX#2 RUNNING
B0102711	SECOND STG LIME FLS MIX#2 MALF
B0102712	SECONDARY TIE BREAKER 1-2 CLOSED
B0102713	SECONDARY TIE BREAKER 2-3 CLOSED
B0102714	EMERG TIE BREAKER E1-2 CLOSED
B0102715	LIME SLURRY FEED PUMP #1 RUNNING
B0102716	LIME SLURRY FEED PUMP #1 MALF
B0102717	LIME SLURRY FEED PUMP #1 CALL

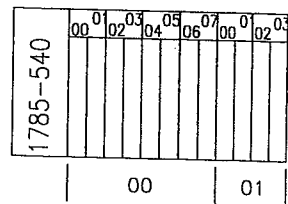
* NOTES *

- DENOTES WIRING BY PANEL FABRICATOR.
- DENOTES FIELD WIRING.
- DENOTES PLC TERMINATION.
- DENOTES FIELD TERMINATION.

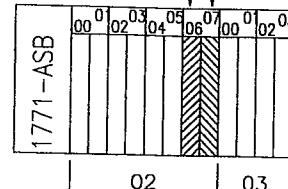


8-25-00

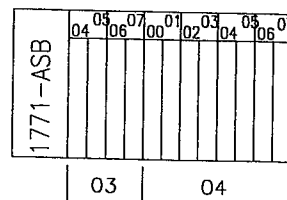
PHYSICAL RACK 00



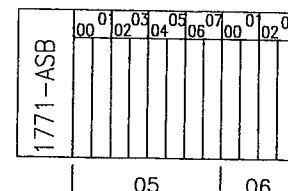
PHYSICAL RACK 01



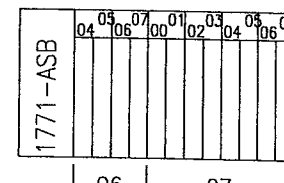
PHYSICAL RACK 02



PHYSICAL RACK 03

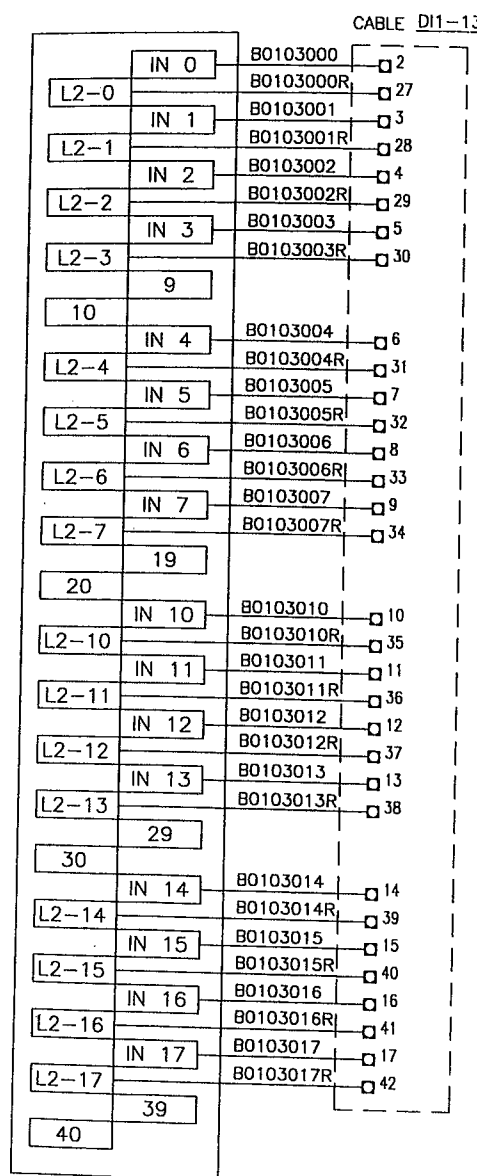


PHYSICAL RACK 04



ISSUED FOR CONSTRUCTION	08/25/00	CONFIDENTIAL	ENGINEER: G.McDANIELS	APPROVED: G.McDANIELS	SHEET: 10 of 30	By: SYSTEMS INTEGRATED	For: ONONDAGA COUNTY DEPT. OF DRAIN & SANITATION	PLC WIRING DETAIL MUX 1 BALDWINVILLE FACILITY	DATE: 08/25/00	REV: 0
COMMENTS	DATE	CHKD	CAD OPERATOR: T. GREENE	CONTRACT NO: 244-01-00	SCALE: NONE	San Diego, California (619) 277-0700			DRAWING NO: 244-BV01-410	

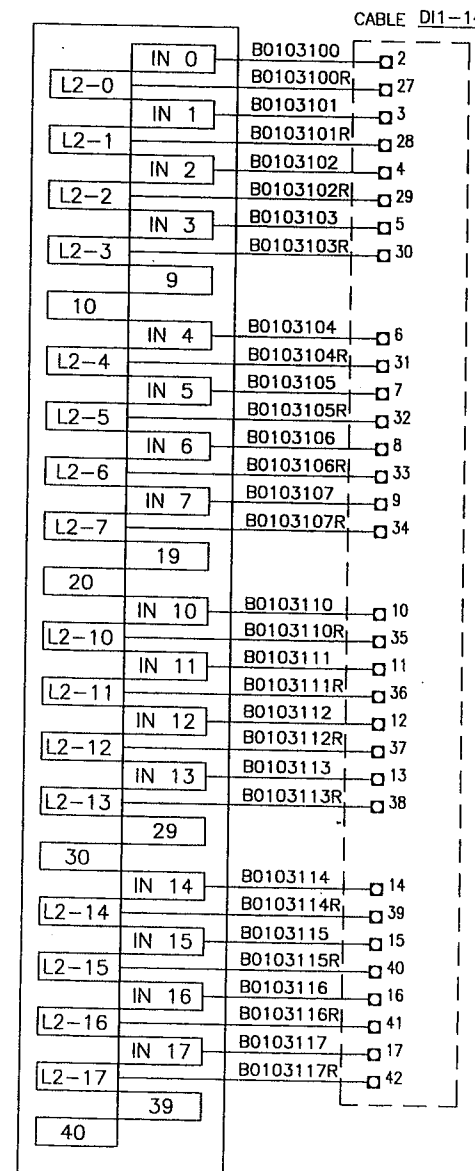
PHYSICAL RACK 01
 LOGICAL RACK 03
 PLC CARD 00



1771-ID16
 ISOLATED INPUT MODULE
 120 VAC / 16 INPUTS

TAG	DESCRIPTION
B0103000	LIME SLURRY FEED PUMP #2 RUNNING
B0103001	LIME SLURRY FEED PUMP #2 MALF
B0103002	LIME SLURRY FEED PUMP #2 CALL
B0103003	LIME SLURRY FEED PUMP #3 RUNNING
B0103004	LIME SLURRY FEED PUMP #3 MALF
B0103005	SPARE
B0103006	SPARE
B0103007	SPARE
B0103010	SPARE
B0103011	SPARE
B0103012	SPARE
B0103013	SPARE
B0103014	SPARE
B0103015	LIME DUST FILTER EXHAUST FAN RUN
B0103016	LIME DUST FILTER EXHAUST FAN MALF
B0103017	PRE THICKNER DRIVE #1 NO RUNNING

PHYSICAL RACK 01
 LOGICAL RACK 03
 PLC CARD 01



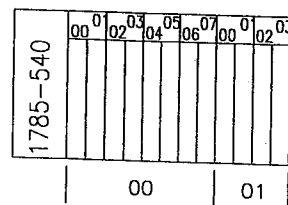
1771-ID16
 ISOLATED INPUT MODULE
 120 VAC / 16 INPUTS

TAG	DESCRIPTION
B0103100	PRE THICKENER DRIVE #1 NO MALF
B0103101	PRE THK DR #1 NO 85% OT MALF
B0103102	PRE THK DR #1 NO 100% OT MALF
B0103103	PRE THICKENER DRIVE #1 NO NO PWR
B0103104	PRE THICKENER DRIVE #2 SO RUNNING
B0103105	PRE THICKENER DRIVE #2 SO MALF
B0103106	PRE THK DR #2 SO 85% OT MALF
B0103107	PRE THK DR #2 SO 100% OT MALF
B0103110	PRE THICKENER DRIVE #2 SO NO PWR
B0103111	POST THICKENER DRIVE #1 NO RUNNING
B0103112	POST THICKENER DRIVE #1 NO MALF
B0103113	POST THK DR #1 NO 85% OT MALF
B0103114	POST THK DR #1 NO 100% OT MALF
B0103115	POST THICKENER DRIVE #1 NO PWR
B0103116	POST THICKENER DRIVE #2 SO RUNNING
B0103117	POST THICKENER DRIVE #2 SO MALF

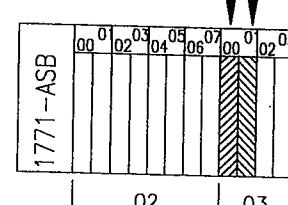
* NOTES *

1. — DENOTES WIRING BY PANEL FABRICATOR.
2. - - DENOTES FIELD WIRING.
3. □ DENOTES PLC TERMINATION.
4. ○ DENOTES FIELD TERMINATION.

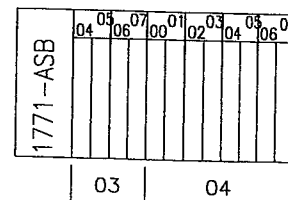
PHYSICAL RACK 00



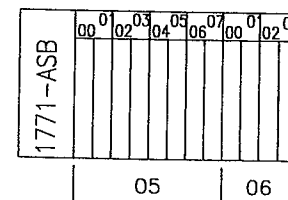
PHYSICAL RACK 01



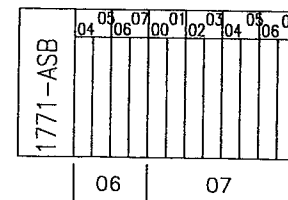
PHYSICAL RACK 02



PHYSICAL RACK 03



PHYSICAL RACK 04



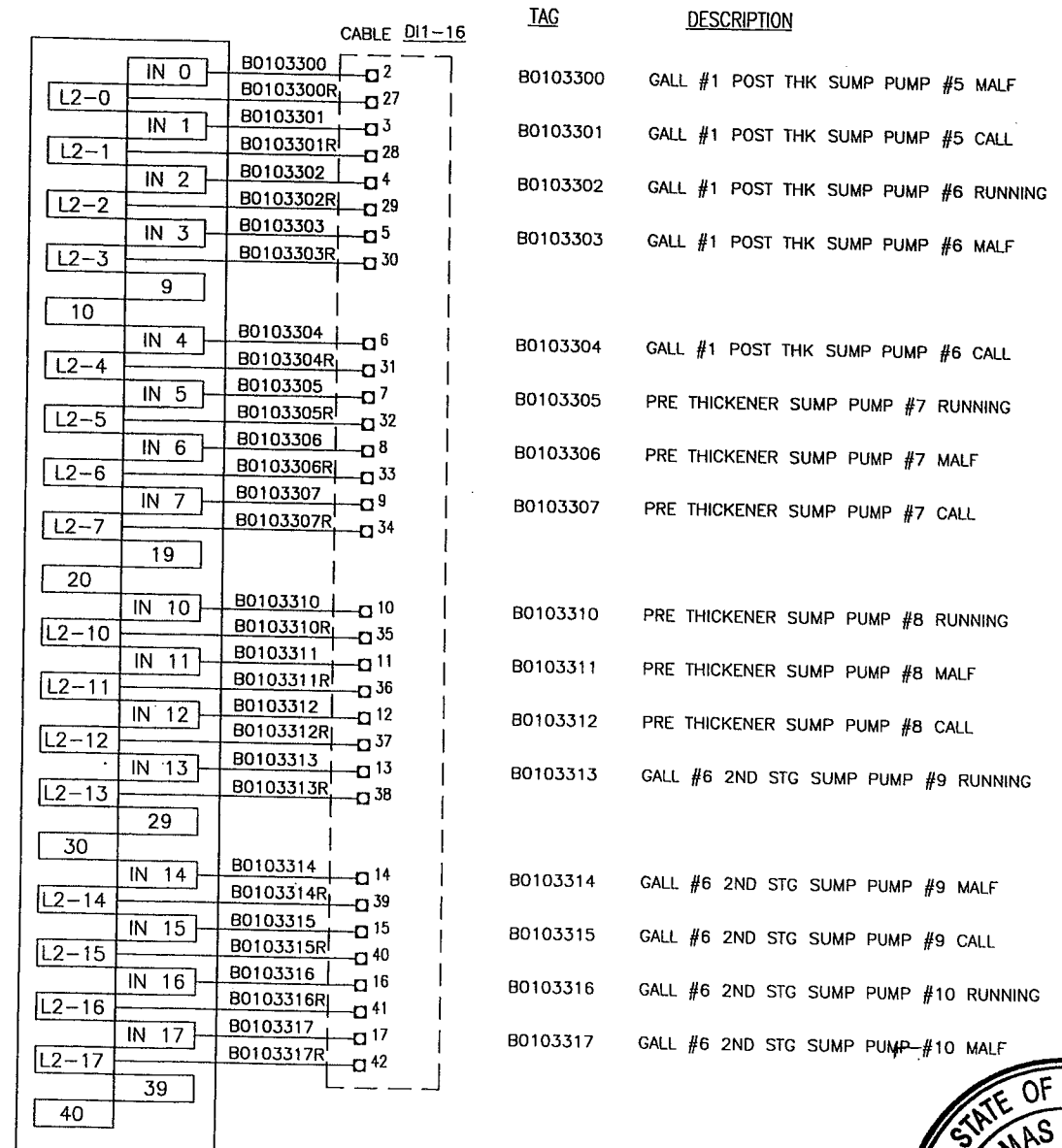
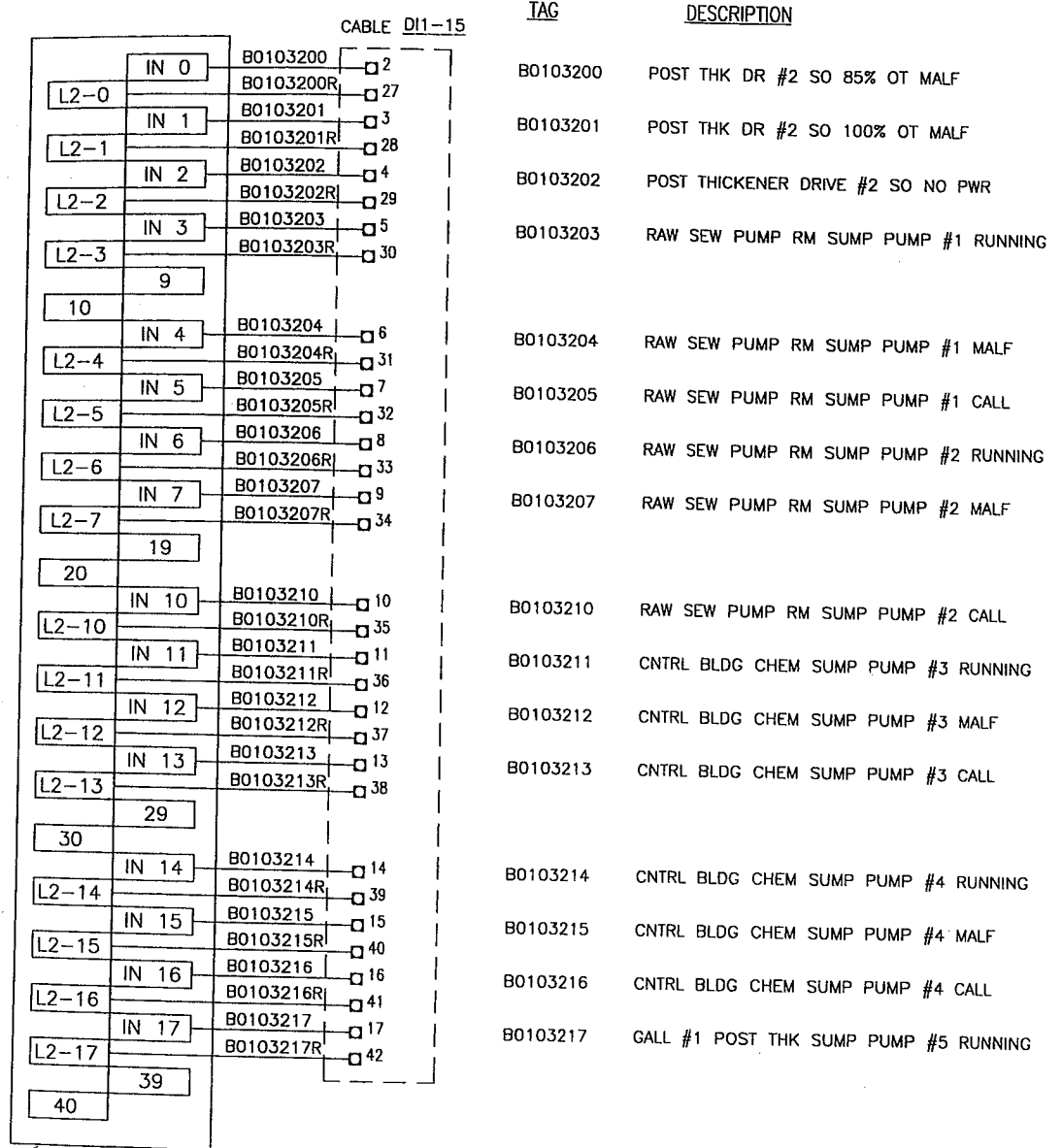
8-25-00

ISSUED FOR CONSTRUCTION	08/25/00	CONFIDENTIAL	ENGINEER: G.McDANIELS	APPROVED: G.McDANIELS	SHEET: 11 of 30	By:	For: ONONDAGA COUNTY DEPT. OF DRAIN & SANITATION	PLC WIRING DETAIL MUX 1 BALDWINVILLE FACILITY	DATE: 08/25/00	REV: 0
COMMENTS	DATE	CHKD	COPYRIGHT © 1998 SYSTEMS ANALYSIS & INTEGRATION, INC. (dba SYSTEMS INTEGRATED) ALL RIGHTS RESERVED			SCALE: NONE	San Diego, California (619) 277-0700		DRAWING NO: 244-BV01-411	

PHYSICAL RACK 01
 LOGICAL RACK 03
 PLC CARD 02

PHYSICAL RACK 01
 LOGICAL RACK 03
 PLC CARD 03

- * NOTES *
- DENOTES WIRING BY PANEL FABRICATOR.
 - - DENOTES FIELD WIRING.
 - DENOTES PLC TERMINATION.
 - ⊙ DENOTES FIELD TERMINATION.

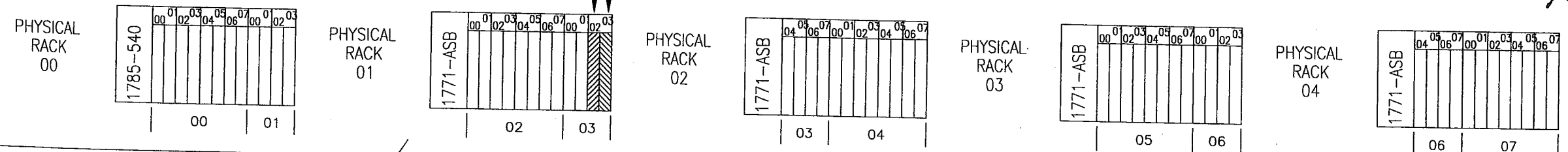


1771-ID16
 ISOLATED INPUT MODULE
 120 VAC / 16 INPUTS

1771-ID16
 ISOLATED INPUT MODULE
 120 VAC / 16 INPUTS



8-25-00



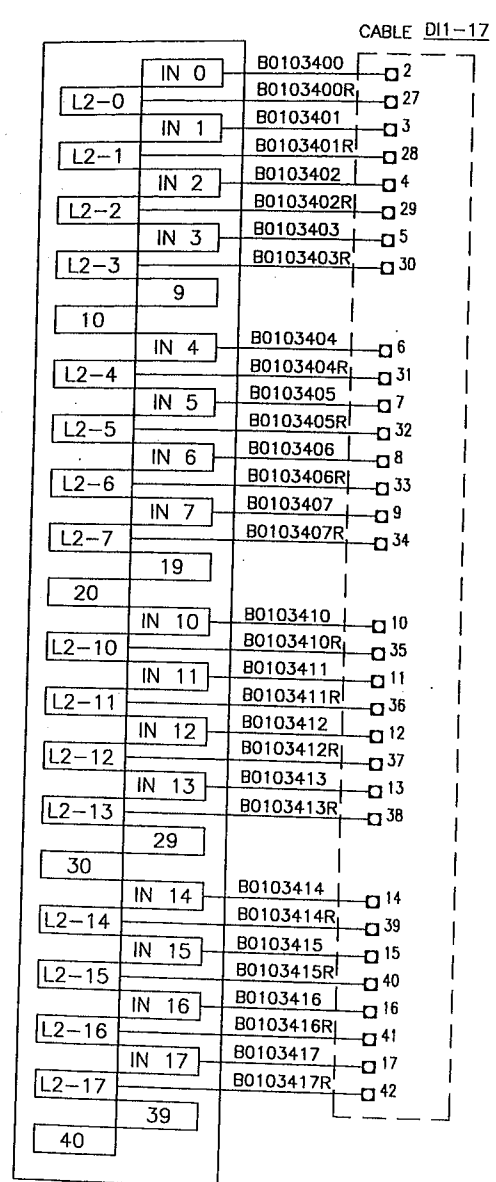
ISSUED FOR CONSTRUCTION	08/25/00	CONFIDENTIAL COPYRIGHT © 1998 SYSTEMS ANALYSIS & INTEGRATION, INC. (dba SYSTEMS INTEGRATED) ALL RIGHTS RESERVED	ENGINEER: G.McDANIELS	APPROVED: G.McDANIELS	SHEET: 12 of 30	By: SYSTEMS INTEGRATED San Diego, California (619) 277-0700	For: ONONDAGA COUNTY DEPT. OF DRAIN & SANITATION	PLC WIRING DETAIL MUX 1 BALDWINVILLE FACILITY	DATE: 08/25/00	REV: 0
	COMMENTS		DATE	CHKD	CAD OPERATOR: T. GREENE				CONTRACT NO: 244-01-00	SCALE: NONE

PHYSICAL RACK 02
 LOGICAL RACK 03
 PLC CARD 04

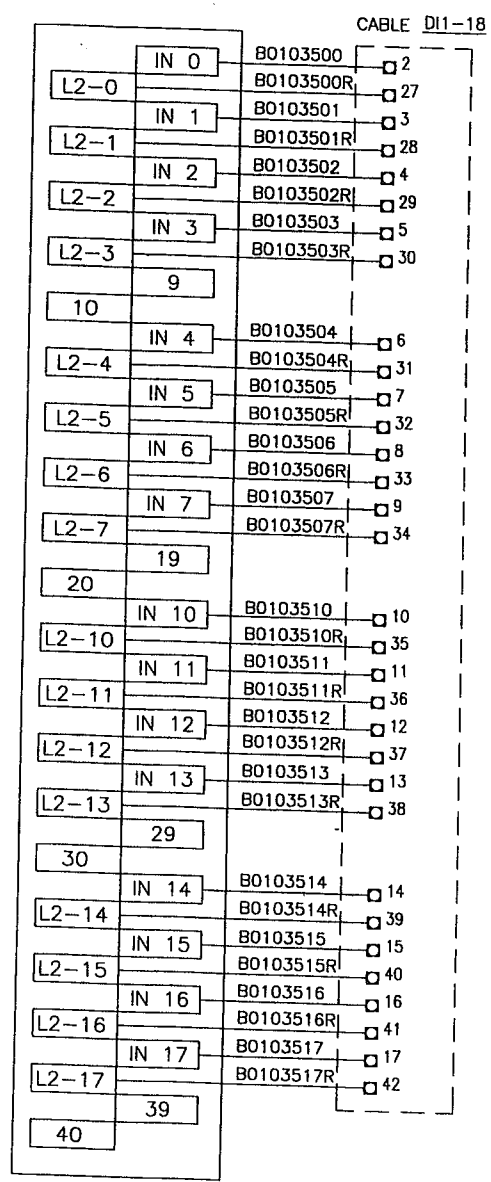
PHYSICAL RACK 02
 LOGICAL RACK 03
 PLC CARD 05

* NOTES *

1. — DENOTES WIRING BY PANEL FABRICATOR.
2. - - DENOTES FIELD WIRING.
3. □ DENOTES PLC TERMINATION.
4. ⊙ DENOTES FIELD TERMINATION.




TAG	DESCRIPTION
B0103400	GALL #6 2ND STG SUMP PUMP #10 CALL
B0103401	GALLERY #8 SUMP PUMP #11 RUNNING
B0103402	GALLERY #8 SUMP PUMP #11 MALF
B0103403	GALLERY #8 SUMP PUMP #11 CALL
B0103404	GALLERY #8 SUMP PUMP #12 RUNNING
B0103405	GALLERY #8 SUMP PUMP #12 MALF
B0103406	GALLERY #8 SUMP PUMP #12 CALL
B0103407	POT WATER SUPPLY VALVE OPENED
B0103410	POLYMER PUMP SYSTEM #2 RUNNING
B0103411	SPARE
B0103412	OXY FEED AIR COMPRESSOR #1 RUNNING
B0103413	OXY FEED AIR COMPRESSOR #1 MECH MALF
B0103414	OXY FEED AIR COMPRESSOR #1 ELECT PWR OFF
B0103415	SPARE
B0103416	OXY FEED AIR COMPRESSOR #2 RUNNING
B0103417	OXY FEED AIR COMPRESSOR #2 MECH MALF



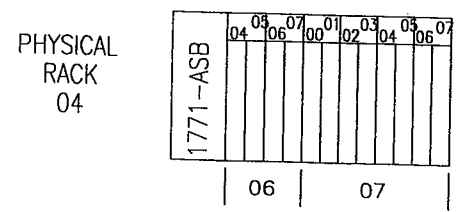
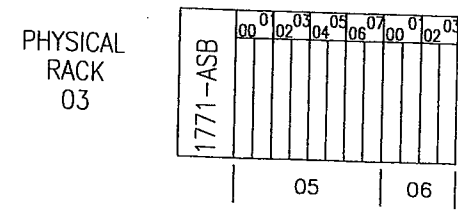
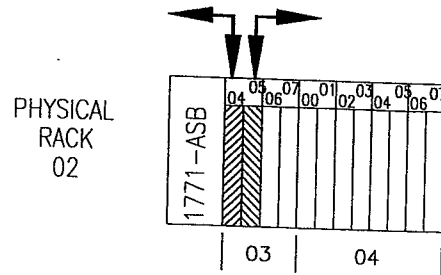
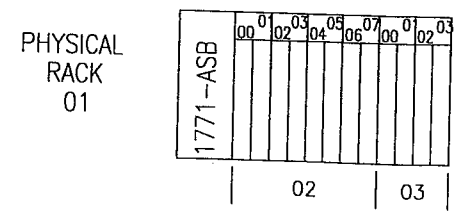
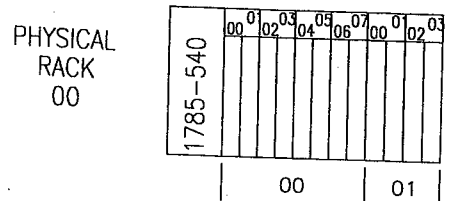
TAG	DESCRIPTION
B0103500	OXY FEED AIR COMPRESSOR #2 ELECT PWR OFF
B0103501	SPARE
B0103502	INSTRUMENT AIR COMPRESSOR #1 RUNNING
B0103503	INSTRUMENT AIR COMPRESSOR #1 MALF
B0103504	INSTRUMENT AIR COMPRESSOR #2 RUNNING
B0103505	INSTRUMENT AIR COMPRESSOR #2 MALF
B0103506	HVU #1 SUPPLY AIR FAN RUNNING
B0103507	HVU #1 SUPPLY AIR FAN MALF
B0103510	HVU #1 RETURN AIR FAN RUNNING
B0103511	HVU #1 RETURN AIR FAN MALF
B0103512	HVU #1 HEAT WHEEL RUNNING
B0103513	HVU #1 EXHAUST AIR FILTER MALF
B0103514	HVU #1 OUTSIDE AIR FILTER MALF
B0103515	HVU #1 ELECT HEAT STAGE 1 RUNNING
B0103516	HVU #1 ELECT HEAT STAGE 1 MALF
B0103517	HVU #1 ELECT HEAT STAGE 2 RUNNING

1771-ID16
 ISOLATED INPUT MODULE
 120 VAC / 16 INPUTS

1771-ID16
 ISOLATED INPUT MODULE
 120 VAC / 16 INPUTS

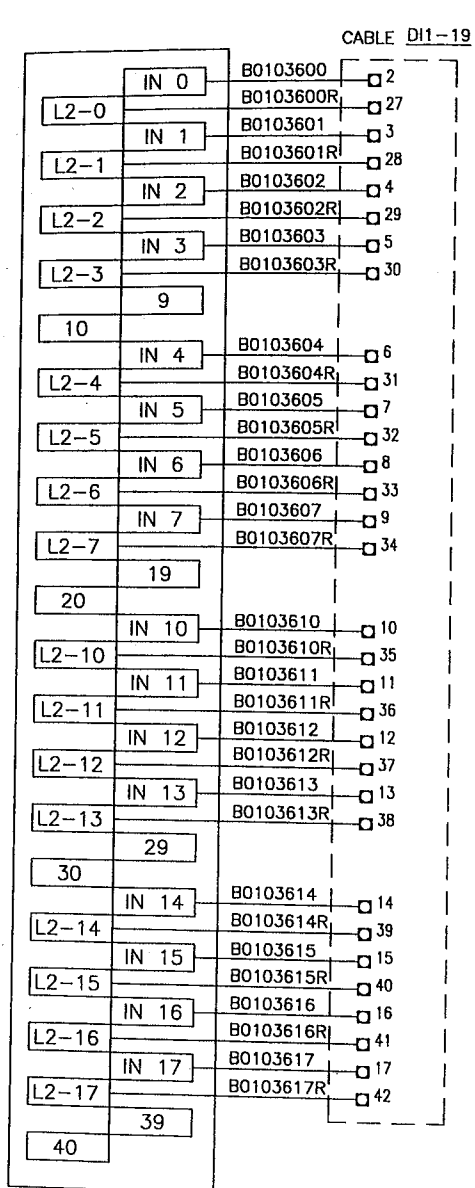


8-2500



ISSUED FOR CONSTRUCTION	08/25/00	CONFIDENTIAL	ENGINEER: G. McDANIELS	APPROVED: G. McDANIELS	SHEET: 13 of 30	By:	For: ONONDAGA COUNTY DEPT. OF DRAIN & SANITATION	PLC WIRING DETAIL MUX 1 BALDWINVILLE FACILITY	DATE: 08/25/00	REV: 0
COMMENTS	DATE	CHECKED	COPYRIGHT © 1998 SYSTEMS ANALYSIS & INTEGRATION, INC. (dba SYSTEMS INTEGRATED) ALL RIGHTS RESERVED	CAD OPERATOR: T. GREENE	CONTRACT NO: 244-01-00	SCALE: NONE	San Diego, California (619) 277-0700		DRAWING NO: 244-BV01-413	

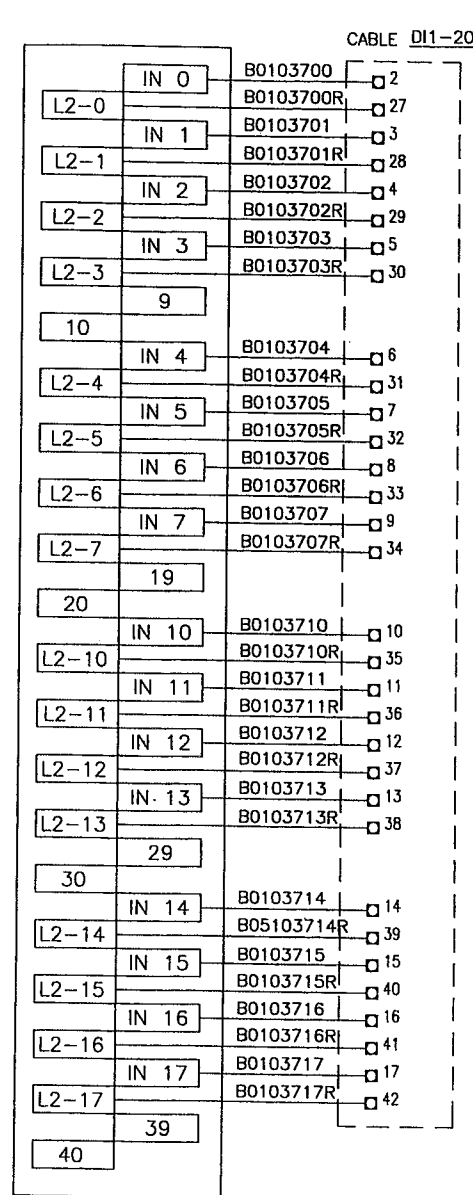
PHYSICAL RACK 02
 LOGICAL RACK 03
 PLC CARD 06



1771-ID16
 ISOLATED INPUT MODULE
 120 VAC / 16 INPUTS

TAG	DESCRIPTION
B0103600	HVU #1 ELECT HEAT STAGE 2 MALF
B0103601	HVU #1 ELECT HEAT STAGE 3 RUNNING
B0103602	HVU #1 ELECT HEAT STAGE 3 MALF
B0103603	HVU #1 ELECT HEAT STAGE 4 RUNNING
B0103604	HVU #1 ELECT HEAT STAGE 4 MALF
B0103605	PRO AREA HVU #2 SUP AIR FAN RUNNING
B0103606	PRO AREA HVU #2 SUP AIR FAN MALF
B0103607	PRO AREA HVU #2 SYSTEM FILTER MALF
B0103610	PROC AREA ELECT HT STG 1 RUNNING
B0103611	PROC AREA ELECT HT STG 2 RUNNING
B0103612	PROC AREA ELECT HT STG 3 RUNNING
B0103613	PROC AREA ELECT HT STG 4 RUNNING
B0103614	PROC AREA ELECT HT STG 5 RUNNING
B0103615	PROC AREA ELECT HT STG 6 RUNNING
B0103616	PROC AREA ELECT HT STG 7 RUNNING
B0103617	PROC AREA ELECT HT STG 8 RUNNING

PHYSICAL RACK 02
 LOGICAL RACK 03
 PLC CARD 07


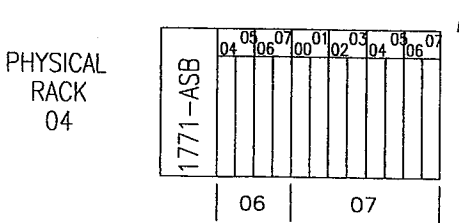
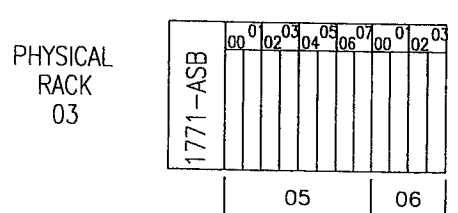
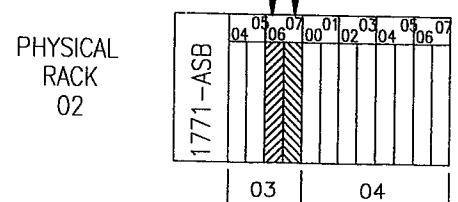
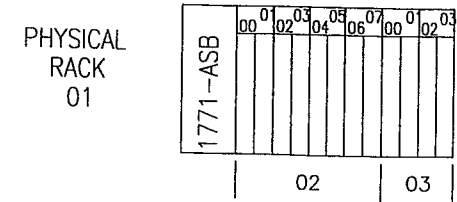
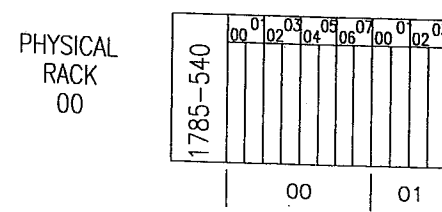


1771-ID16
 ISOLATED INPUT MODULE
 120 VAC / 16 INPUTS

TAG	DESCRIPTION
B0103700	PROC AREA ELECT HT STG 9 RUNNING
B0103701	PROC AREA ELECT HT STG 10 RUNNING
B0103702	PROC AREA ELECT HT STG 11 RUNNING
B0103703	PROC AREA ELECT HT STG 12 RUNNING
B0103704	PROC AREA ELECT HT STG 13 RUNNING
B0103705	PROC AREA ELECT HT STG 14 RUNNING
B0103706	PROC AREA ELECT HT STG 15 RUNNING
B0103707	PROC AREA ELECT HT STG 16 RUNNING
B0103710	PROC AREA ELECT HT STG 17 RUNNING
B0103711	PROC AREA ELECT HT STG 18 RUNNING
B0103712	PROC AREA ELECT HT STG 19 RUNNING
B0103713	PROC AREA ELECT HT STG 20 RUNNING
B0103714	PROC AREA ELECT HT STG 1 MALF
B0103715	PROC AREA ELECT HT STG 2 MALF
B0103716	PROC AREA ELECT HT STG 3 MALF
B0103717	PROC AREA ELECT HT STG 4 MALF

* NOTES *

- DENOTES WIRING BY PANEL FABRICATOR.
- - - DENOTES FIELD WIRING.
- DENOTES PLC TERMINATION.
- ⊙ DENOTES FIELD TERMINATION.



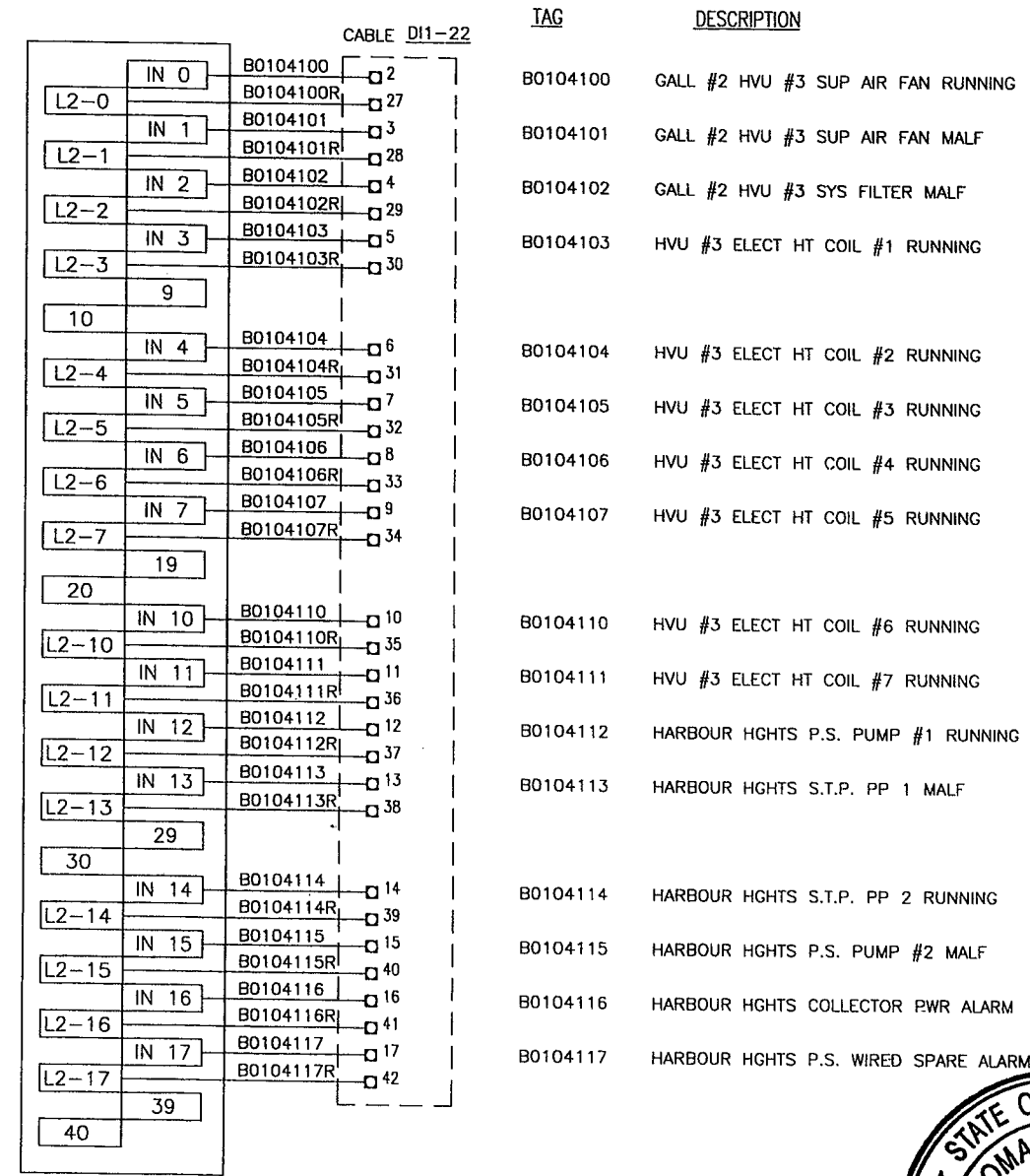

8-25-00

ISSUED FOR CONSTRUCTION	DATE: 08/25/00	CONFIDENTIAL	ENGINEER: G. McDANIELS	APPROVED: G. McDANIELS	SHEET: 14 of 30	By:	For: ONONDAGA COUNTY DEPT. OF DRAIN & SANITATION	PLC WIRING DETAIL MUX 1 BALDWINVILLE FACILITY	DATE: 08/25/00	REV: 0
COMMENTS	DATE: 08/25/00	CHECKED:	CAD OPERATOR: T. GREENE	CONTRACT NO: 244-01-00	SCALE: NONE	San Diego, California (619) 277-0700			DRAWING NO: 244-BV01-414	

PHYSICAL RACK 02
 LOGICAL RACK 04
 PLC CARD 00

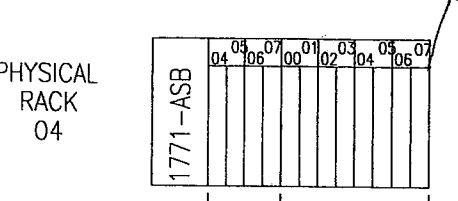
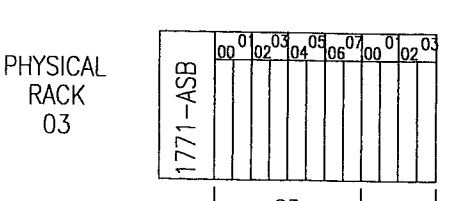
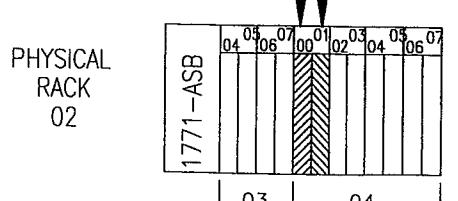
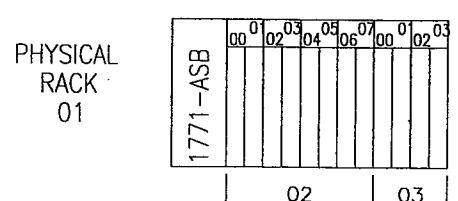
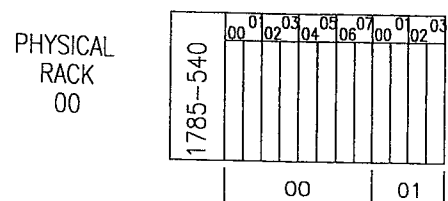

PHYSICAL RACK 02
 LOGICAL RACK 04
 PLC CARD 01

- * NOTES *
- DENOTES WIRING BY PANEL FABRICATOR.
 - DENOTES FIELD WIRING.
 - DENOTES PLC TERMINATION.
 - ⊙ DENOTES FIELD TERMINATION.



1771-ID16
 ISOLATED INPUT MODULE
 120 VAC / 16 INPUTS

1771-ID16
 ISOLATED INPUT MODULE
 120 VAC / 16 INPUTS



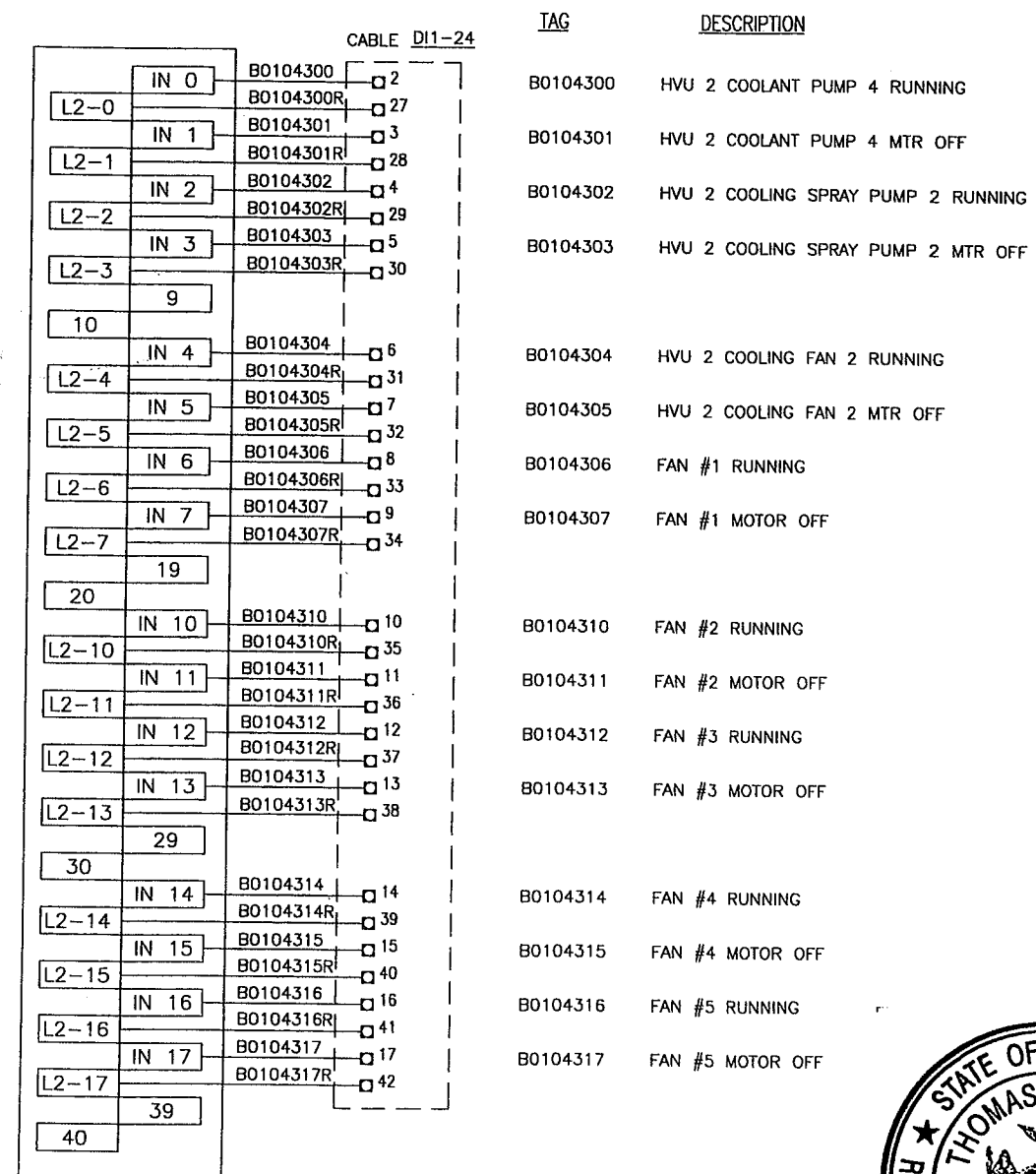
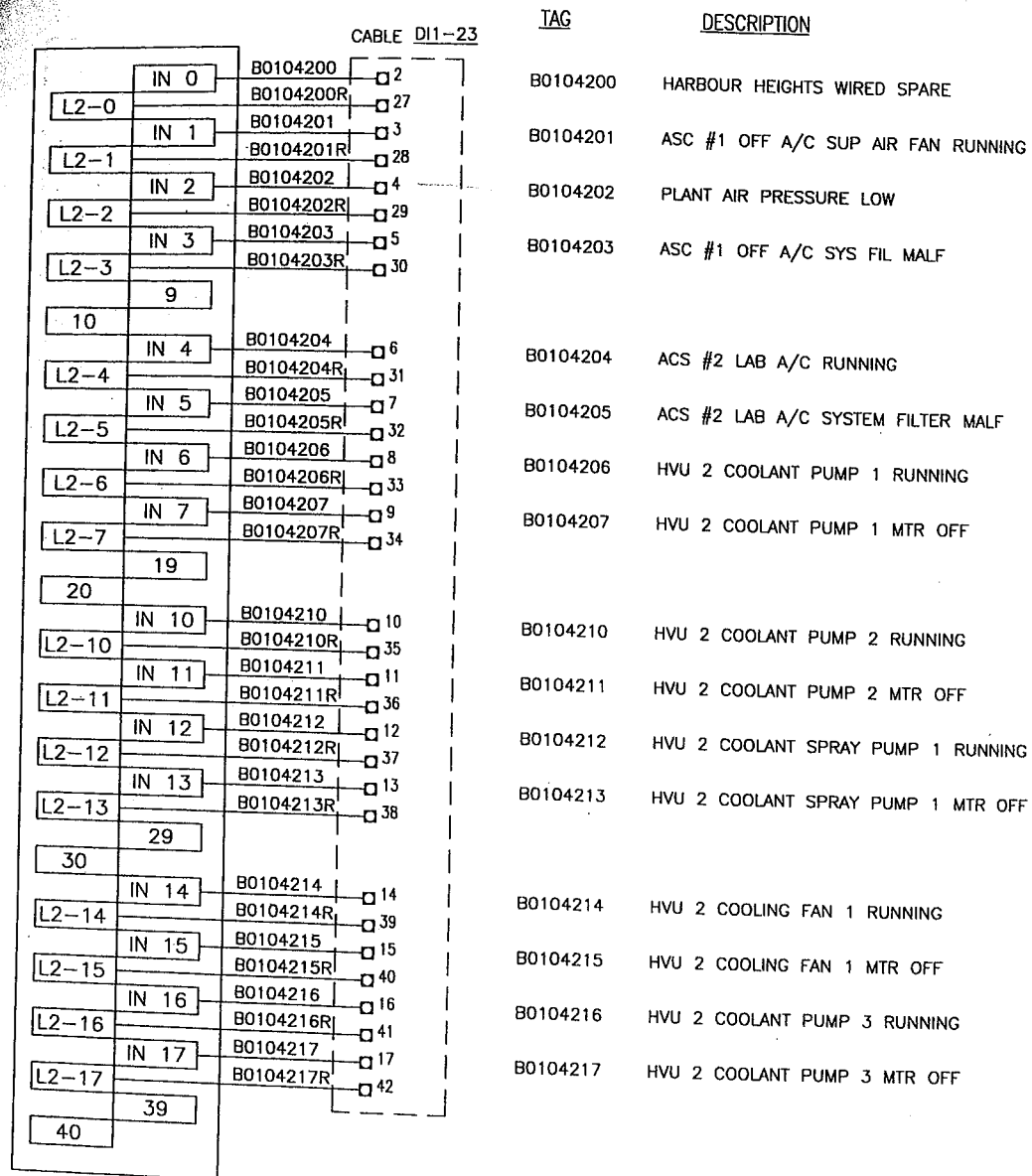
0	ISSUED FOR CONSTRUCTION	08/25/00	CONFIDENTIAL	ENGINEER: G.McDANIELS	APPROVED: G.McDANIELS	SHEET: 15 of 30	By:	For: ONONDAGA COUNTY DEPT. OF DRAIN & SANITATION	PLC WIRING DETAIL MUX 1 BALDWINVILLE FACILITY	DATE: 08/25/00	REV: 0
REV.	COMMENTS	DATE	CHKD	COPYRIGHT © 1998 SYSTEMS ANALYSIS & INTEGRATION, INC. (dba SYSTEMS INTEGRATED) ALL RIGHTS RESERVED			CAD OPERATOR: T. GREENE	CONTRACT NO: 244-01-00	SCALE: NONE	San Diego, California (619) 277-0700	DRAWING NO: 244-BV01-415

PHYSICAL RACK 02
 LOGICAL RACK 04
 PLC CARD 02

PHYSICAL RACK 02
 LOGICAL RACK 04
 PLC CARD 03

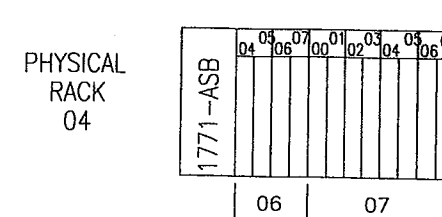
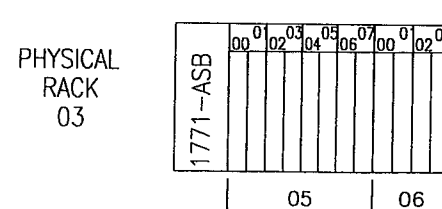
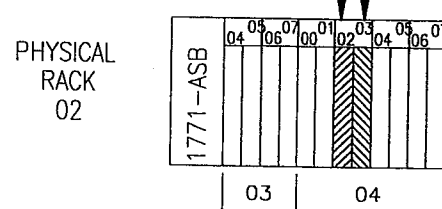
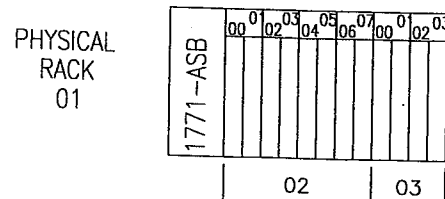
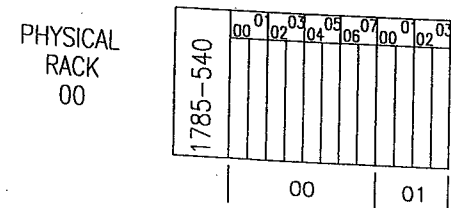
* NOTES *

1. — DENOTES WIRING BY PANEL FABRICATOR.
2. - - DENOTES FIELD WIRING.
3. □ DENOTES PLC TERMINATION.
4. ⊙ DENOTES FIELD TERMINATION.



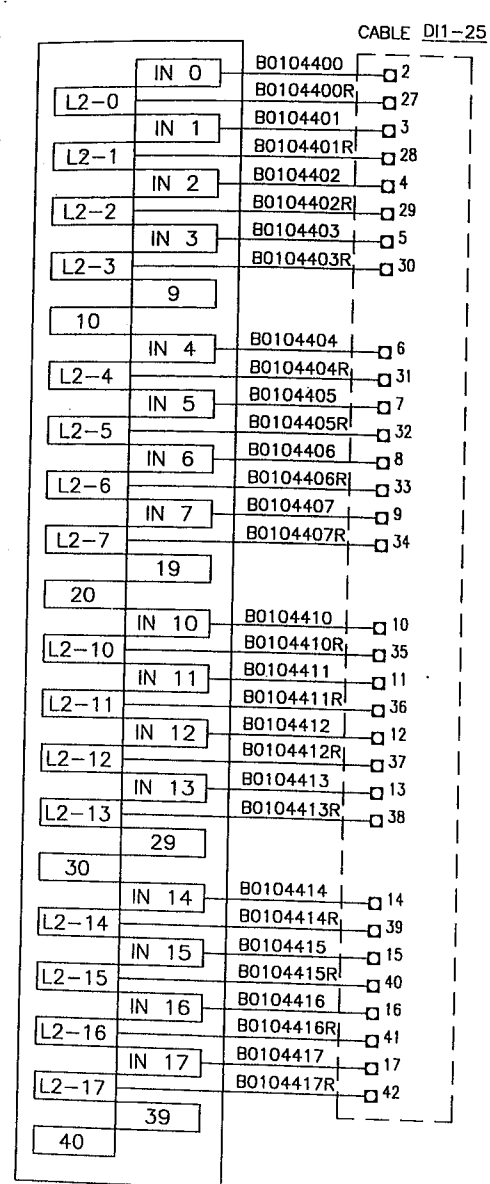
1771-ID16
 ISOLATED INPUT MODULE
 120 VAC / 16 INPUTS

1771-ID16
 ISOLATED INPUT MODULE
 120 VAC / 16 INPUTS



ISSUED FOR CONSTRUCTION	08/25/00	CONFIDENTIAL COPYRIGHT © 1998 SYSTEMS ANALYSIS & INTEGRATION, INC. (dba SYSTEMS INTEGRATED) ALL RIGHTS RESERVED	ENGINEER: G. McDANIELS	APPROVED: G. McDANIELS	SHEET: 16 of 30	By:	For:	DATE:	REV:
COMMENTS	DATE		CARD OPERATOR: T. GREENE	CONTRACT NO: 244-01-00	SCALE: NONE	San Diego, California (619) 277-0700	ONONDAGA COUNTY DEPT. OF DRAIN & SANITATION	08/25/00	0
PLC WIRING DETAIL MUX 1 BALDWINVILLE FACILITY								DRAWING NO: 244-BV01-4	

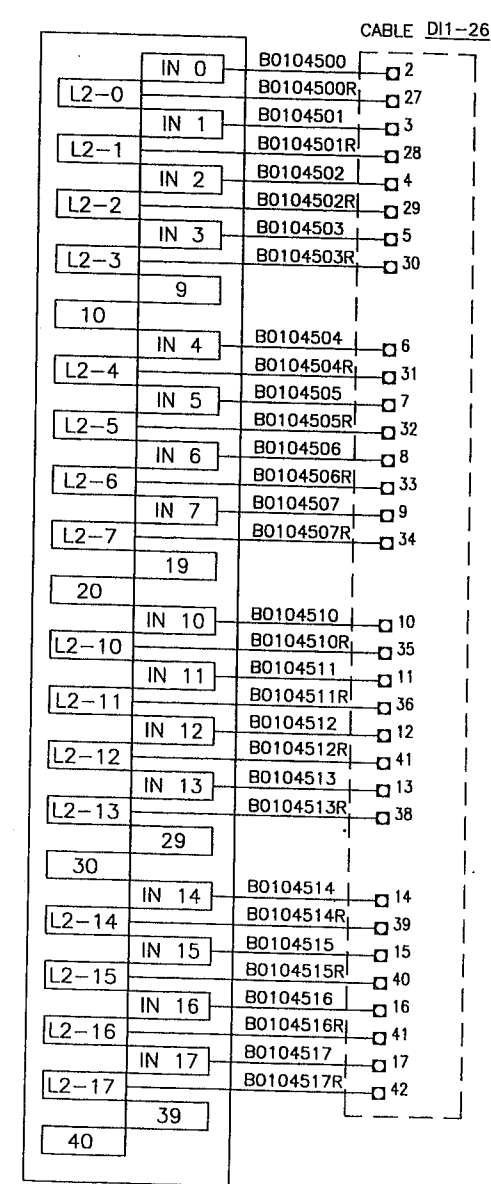
PHYSICAL RACK 02
 LOGICAL RACK 04
 PLC CARD 04



1771-ID16
 ISOLATED INPUT MODULE
 120 VAC / 16 INPUTS

TAG	DESCRIPTION
B0104400	FAN #6 RUNNING
B0104401	FAN #6 MOTOR OFF
B0104402	FAN #7 RUNNING
B0104403	FAN #7 MOTOR OFF
B0104404	FAN #8 RUNNING
B0104405	FAN #8 MOTOR OFF
B0104406	FAN #9 RUNNING
B0104407	FAN #9 MOTOR OFF
B0104410	FAN #10 RUNNING
B0104411	FAN #10 MOTOR OFF
B0104412	FAN #11 RUNNING
B0104413	FAN #11 MOTOR OFF
B0104414	FAN #12 RUNNING
B0104415	FAN #12 MOTOR OFF
B0104416	FAN #13 RUNNING
B0104417	FAN #13 MOTOR OFF

PHYSICAL RACK 02
 LOGICAL RACK 04
 PLC CARD 05

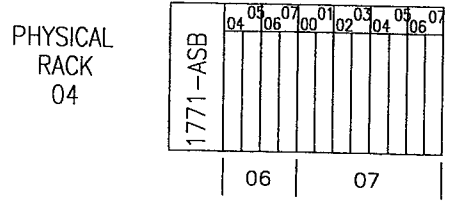
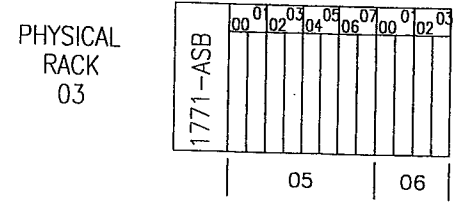
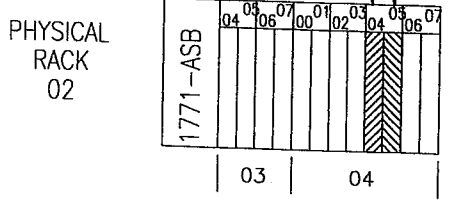
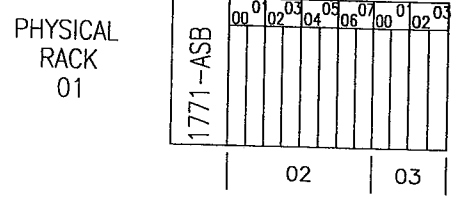
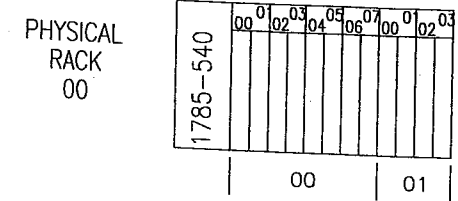



1771-ID16
 ISOLATED INPUT MODULE
 120 VAC / 16 INPUTS

TAG	DESCRIPTION
B0104500	FAN #14 RUNNING
B0104501	FAN #14 MOTOR OFF
B0104502	FAN #15 RUNNING
B0104503	FAN #15 MOTOR OFF
B0104504	FAN #16 RUNNING
B0104505	FAN #16 MOTOR OFF
B0104506	FAN #17 RUNNING
B0104507	FAN #17 MOTOR OFF
B0104510	FAN #18 RUNNING
B0104511	FAN #18 MOTOR OFF
B0104512	FAN #19 RUNNING
B0104513	FAN #19 MOTOR OFF
B0104514	FAN #20 RUNNING
B0104515	FAN #20 MOTOR OFF
B0104516	FAN #21 RUNNING
B0104517	FAN #21 MOTOR OFF

* NOTES *

- DENOTES WIRING BY PANEL FABRICATOR.
- - DENOTES FIELD WIRING.
- DENOTES PLC TERMINATION.
- ⊙ DENOTES FIELD TERMINATION.



ISSUED FOR CONSTRUCTION	08/25/00	CONFIDENTIAL COPYRIGHT © 1998 SYSTEMS ANALYSIS & INTEGRATION, INC. (dba SYSTEMS INTEGRATED) ALL RIGHTS RESERVED	ENGINEER: G.McDANIELS	APPROVED: G.McDANIELS	SHEET: 17 of 30	By: SI SYSTEMS INTEGRATED San Diego, California (619) 277-0700	For: ONONDAGA COUNTY DEPT. OF DRAIN & SANITATION	PLC WIRING DETAIL MUX 1 BALDWINVILLE FACILITY	DATE: 08/25/00	REV: 0
	COMMENTS		DATE	CHECKED	CAD OPERATOR: T. GREENE				CONTRACT NO: 244-01-00	SCALE: NONE

PHYSICAL RACK 02
 LOGICAL RACK 04
 PLC CARD 06

PHYSICAL RACK 02
 LOGICAL RACK 04
 PLC CARD 07

* NOTES *

1. ——— DENOTES WIRING BY PANEL FABRICATOR.
2. - - - DENOTES FIELD WIRING.
3. □ DENOTES PLC TERMINATION.
4. ⊙ DENOTES FIELD TERMINATION.

CABLE D11-27		TAG	DESCRIPTION
IN 0	B0104600	□ 2	B0104600 FAN #22 RUNNING
L2-0	B0104600R	□ 27	
IN 1	B0104601	□ 3	B0104601 FAN #22 MOTOR OFF
L2-1	B0104601R	□ 28	
IN 2	B0104602	□ 4	B0104602 SPARE HVAC #1 RUNNING
L2-2	B0104602R	□ 29	
IN 3	B0104603	□ 5	B0104603 SPARE HVAC #2 RUNNING
L2-3	B0104603R	□ 30	
9			
10			
IN 4	B0104604	□ 6	B0104604 SPARE HVAC #3 RUNNING
L2-4	B0104604R	□ 31	
IN 5	B0104605	□ 7	B0104605 SPARE HVAC #4 RUNNING
L2-5	B0104605R	□ 32	
IN 6	B0104606	□ 8	B0104606 SPARE HVAC ALARM #1
L2-6	B0104606R	□ 33	
IN 7	B0104607	□ 9	B0104607 SPARE HVAC ALARM #2
L2-7	B0104607R	□ 34	
19			
20			
IN 10	B0104610	□ 10	B0104610 SPARE HVAC ALARM #3
L2-10	B0104610R	□ 35	
IN 11	B0104611	□ 11	B0104611 SPARE HVAC ALARM #4
L2-11	B0104611R	□ 36	
IN 12	B0104612	□ 12	B0104612 INFL. ROOM FAN 1 RUNNING
L2-12	B0104612R	□ 37	
IN 13	B0104613	□ 13	B0104613 INFL. ROOM FAN 1 MALF
L2-13	B0104613R	□ 38	
29			
30			
IN 14	B0104614	□ 14	B0104614 FAN #14 MALF
L2-14	B0104614R	□ 39	
IN 15	B0104615	□ 15	B0104615 FAN #16 MALF
L2-15	B0104615R	□ 40	
IN 16	B0104616	□ 16	B0104616 FAN #17 MALF
L2-16	B0104616R	□ 41	
IN 17	B0104617	□ 17	B0104617 FAN #18 MALF
L2-17	B0104617R	□ 42	
39			
40			

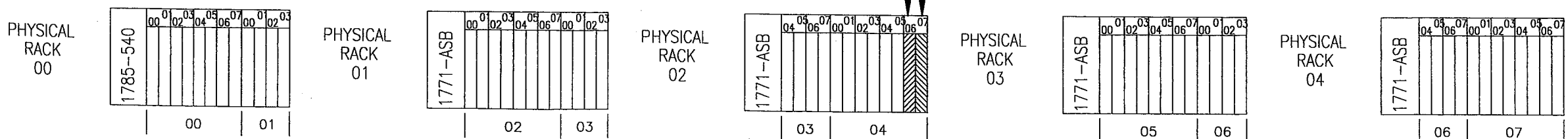
1771-ID16
 ISOLATED INPUT MODULE
 120 VAC / 16 INPUTS

CABLE D11-28		TAG	DESCRIPTION
IN 0	B0104700	□ 2	B0104700 INFL. ROOM EXH. AIR 35DEG
L2-0	B0104700R	□ 27	
IN 1	B0104701	□ 3	B0104701 PROCESS BLDG TEMP 38DEG
L2-1	B0104701R	□ 28	
IN 2	B0104702	□ 4	B0104702 HVU #2 COOLING FLUID TEMP ABNORM
L2-2	B0104702R	□ 29	
IN 3	B0104703	□ 5	B0104703 CONTROLLED DIVERSION HIGH
L2-3	B0104703R	□ 30	
9			
10			
IN 4	B0104704	□ 6	B0104704 INFLUENT SLUICE GATE CLOSED
L2-4	B0104704R	□ 31	
IN 5	B0104705	□ 7	B0104705 BVILLE STP WET WELL HIGH
L2-5	B0104705R	□ 32	
IN 6	B0104706	□ 8	B0104706 BVILLE STP WET WELL LOW
L2-6	B0104706R	□ 41	
IN 7	B0104707	□ 9	B0104707 LIME PASTE MIXER 1B RUNNING
L2-7	B0104707R	□ 34	
19			
20			
IN 10	B0104710	□ 10	B0104710 SPARE
L2-10	B0104710R	□ 41	
IN 11	B0104711	□ 11	B0104711 INFLUENT ROOM L.E.L. 25%
L2-11	B0104711R	□ 36	
IN 12	B0104712	□ 12	B0104712 INFLUENT ROOM L.E.L. 50%
L2-12	B0104712R	□ 41	
IN 13	B0104713	□ 13	B0104713 1ST STAGE L.E.L. 50%
L2-13	B0104713R	□ 38	
29			
30			
IN 14	B0104714	□ 14	B0104714 1ST STAGE L.E.L. 25%
L2-14	B0104714R	□ 39	
IN 15	B0104715	□ 15	B0104715 2ND STAGE L.E.L. 50%
L2-15	B0104715R	□ 40	
IN 16	B0104716	□ 16	B0104716 2ND STAGE L.E.L. 25%
L2-16	B0104716R	□ 41	
IN 17	B0104717	□ 17	B0104717 DIGESTER #1 & #2 L.E.L. 50%
L2-17	B0104717R	□ 42	
39			
40			

1771-ID16
 ISOLATED INPUT MODULE
 120 VAC / 16 INPUTS



J. 25-00

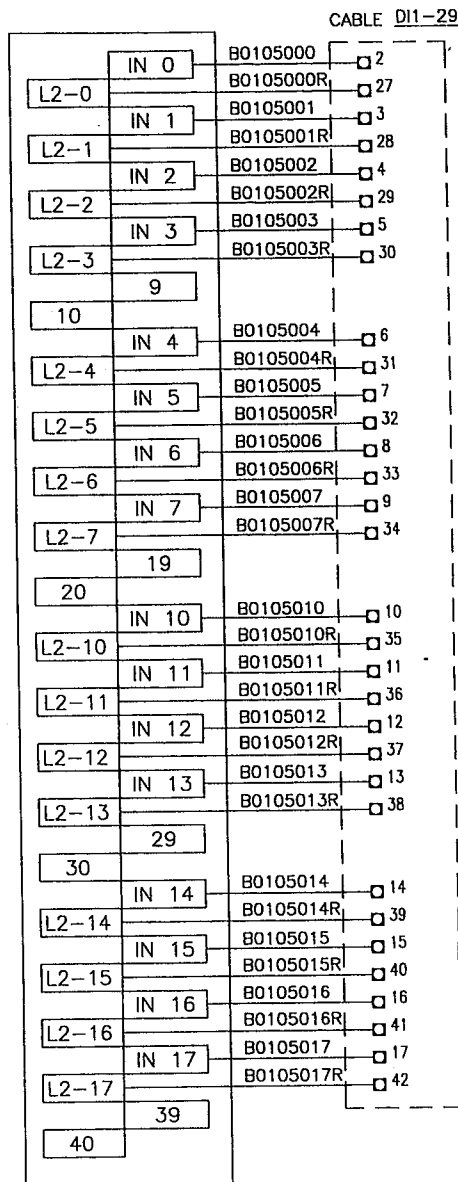


0	ISSUED FOR CONSTRUCTION	08/25/00	CONFIDENTIAL	ENGINEER: G.McDANIELS	APPROVED: G.McDANIELS	SHEET: 18 of 30	By:	For: ONONDAGA COUNTY DEPT. OF DRAIN & SANITATION	PLC WIRING DETAIL MUX 1 BALDWINVILLE FACILITY	DATE: 08/25/00	REV: 0
REV.	COMMENTS	DATE	CHKD	COPYRIGHT © 1998 SYSTEMS ANALYSIS & INTEGRATION, INC. (dba SYSTEMS INTEGRATED) ALL RIGHTS RESERVED			CAD OPERATOR: T. GREENE	CONTRACT NO: 244-01-00	SCALE: NONE	San Diego, California (619) 277-0700	DRAWING NO: 244-BV01-418

PHYSICAL RACK 03
 LOGICAL RACK 05
 PLC CARD 00

PHYSICAL RACK 03
 LOGICAL RACK 05
 PLC CARD 01

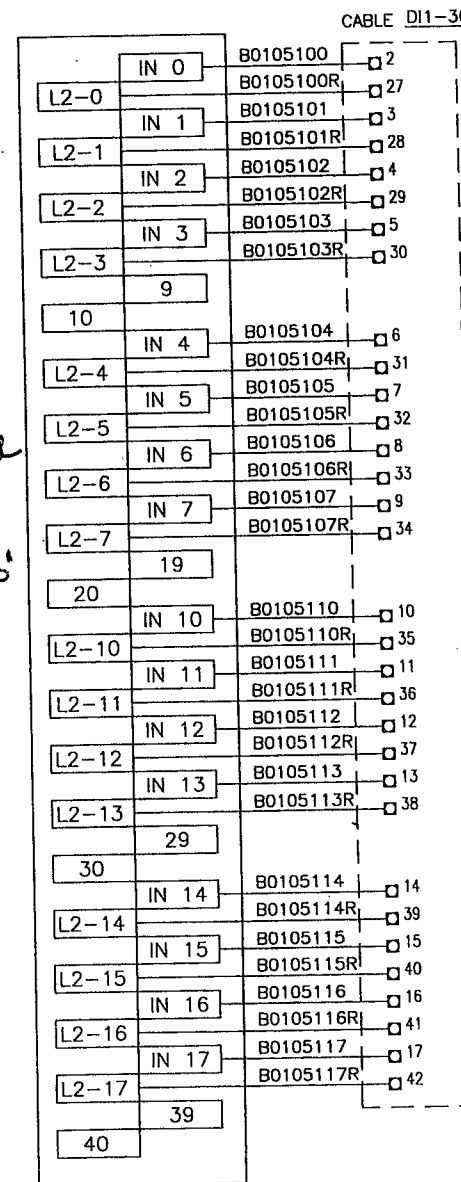
- NOTES
1. — DENOTES WIRING BY PANEL FABRICATOR.
 2. — DENOTES FIELD WIRING.
 3. □ DENOTES PLC TERMINATION.
 4. ○ DENOTES FIELD TERMINATION.



1771-ID16
 ISOLATED INPUT MODULE
 120 VAC / 16 INPUTS

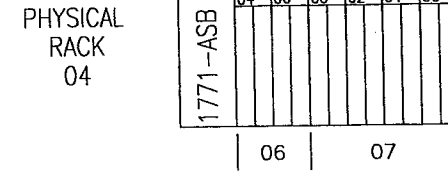
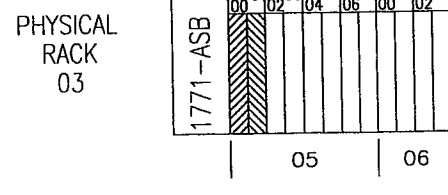
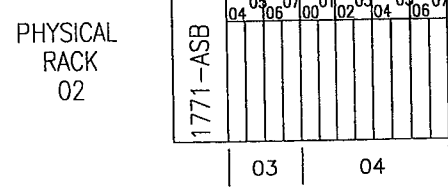
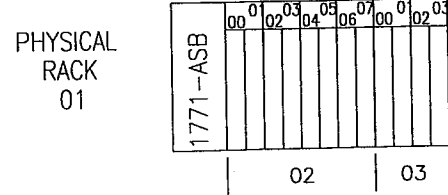
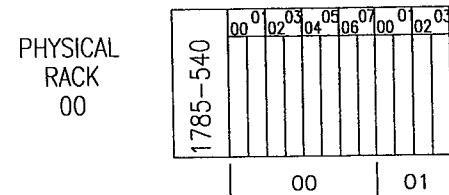
TAG	DESCRIPTION
B0105000	DIGESTER #1 & #2 L.E.L. 25%
B0105001	1st STAGE L.E.L. PANEL TROUBLE
B0105002	2nd STAGE L.E.L. PANEL TROUBLE
B0105003	DIGESTER L.E.L. PANEL TROUBLE
B0105004	OXYGEN GENERATION CYCLE FAILED
B0105005	LIQUID OXYGEN FEED IN USE
B0105006	CHLORINE STORAGE AREA LEAK
B0105007	CHLORINE ROOM LEAK
B0105010	THICK MAKE-UP WET WELL HIGH
B0105011	EMERGENCY GENERATOR 1 MALF
B0105012	EMERGENCY GENERATOR 2 MALF
B0105013	EMERGENCY GEN 1 BREAKER TRIP
B0105014	EMERGENCY GEN 2 BREAKER TRIP
B0105015	TRANSFORMER 1 TEMP HIGH
B0105016	TRANSFORMER 2 TEMP HIGH
B0105017	PRIMARY MAIN BREAKER A TRIP

Chem Area shower FINE
Hypochlorite System mlf.
SOTHP



1771-ID16
 ISOLATED INPUT MODULE
 120 VAC / 16 INPUTS

TAG	DESCRIPTION
B0105100	PRIMARY MAIN BREAKER B TRIP
B0105101	PRIMARY TIE BREAKER C TRIP
B0105102	PRIMARY FEEDER BREAKER D TRIP
B0105103	PRIMARY FEEDER BREAKER E TRIP
B0105104	PRIMARY FEEDER BREAKER F TRIP
B0105105	SECONDARY BREAKER 1 TRIP
B0105106	SECONDARY BREAKER 2 TRIP
B0105107	SECONDARY BREAKER 3 TRIP
B0105110	INSTRUMENT AIR PRESSURE FAILED
B0105111	ALM MOD WIRED SPR-MAJ AL ALARM
B0105112	SLDG DR PRIMARY INFLU 1 OVERTORQUE
B0105113	SLDG DR PRIMARY INFLU 2 OVERTORQUE
B0105114	SLDG DR PRIMARY EFFLU 1 OVERTORQUE
B0105115	SLDG DR PRIMARY EFFLU 2 OVERTORQUE
B0105116	SLDG DR 1st STAGE 1 NO. OVERTORQUE
B0105117	ALM MOD WIRED SPR-MAJ AL ALARM



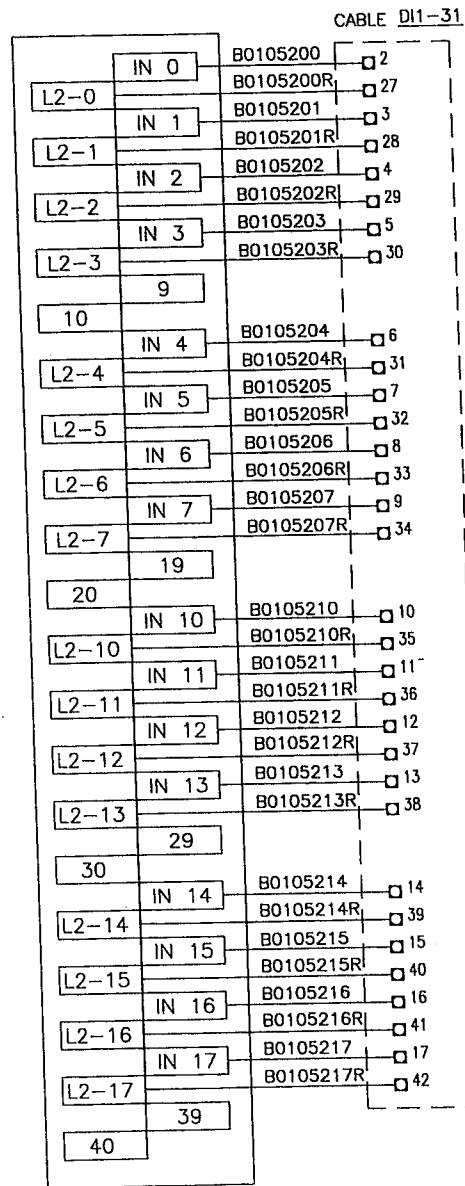
825-00

REV.	ISSUED FOR CONSTRUCTION	08/25/00	CONFIDENTIAL COPYRIGHT © 1998 SYSTEMS ANALYSIS & INTEGRATION, INC. (dba SYSTEMS INTEGRATED) ALL RIGHTS RESERVED	ENGINEER: G.McDANIELS	APPROVED: G.McDANIELS	SHEET: 19 of 30	By: SYSTEMS INTEGRATED San Diego, California (619) 277-0700	For: ONONDAGA COUNTY DEPT. OF DRAIN & SANITATION	PLC WIRING DETAIL MUX 1 BALDWINVILLE FACILITY	DATE: 08/25/00	REV: 0
	0	COMMENTS		DATE	CHKD	CAD OPERATOR: T. GREENE				CONTRACT NO: 244-01-00	SCALE: NONE

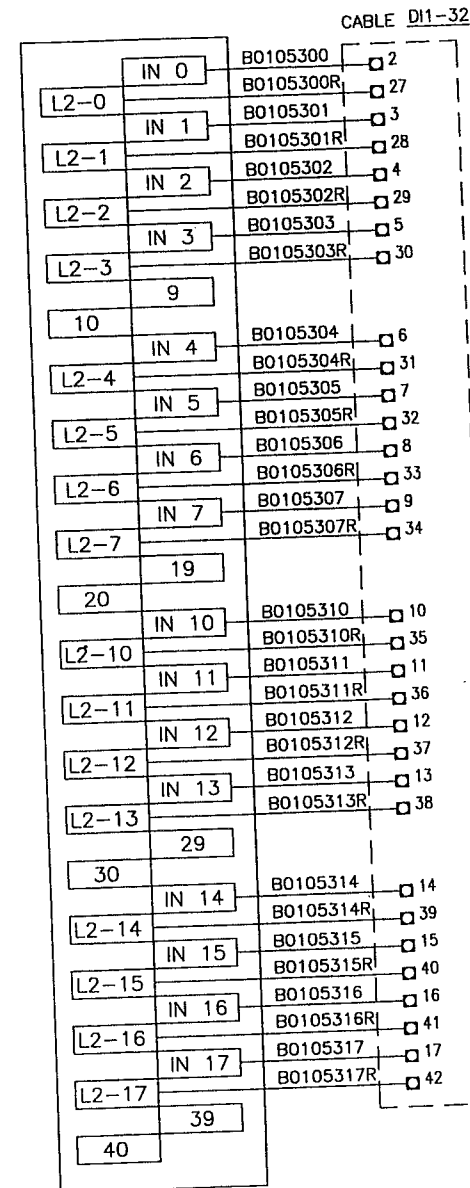
PHYSICAL RACK 03
 LOGICAL RACK 05
 PLC CARD 02

PHYSICAL RACK 03
 LOGICAL RACK 05
 PLC CARD 03

- * NOTES *
1. — DENOTES WIRING BY PANEL FABRICATOR.
 2. — DENOTES FIELD WIRING.
 3. □ DENOTES PLC TERMINATION.
 4. ○ DENOTES FIELD TERMINATION.



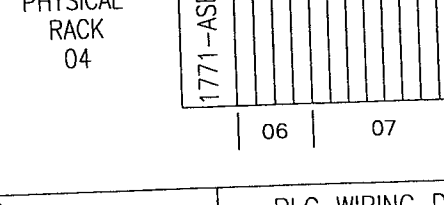
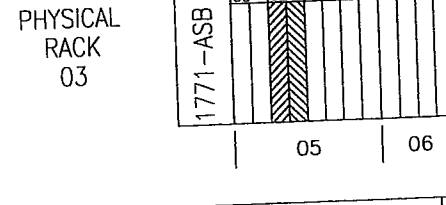
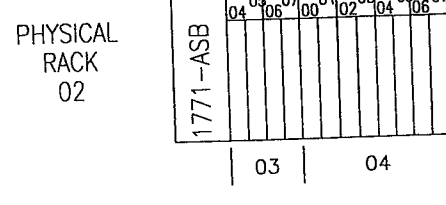
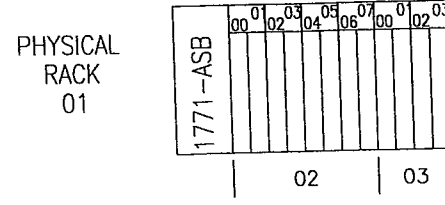
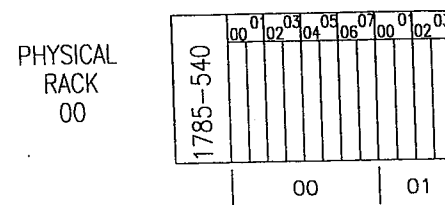

TAG	DESCRIPTION
B0105200	PSA PRODUCT PRESSURE LOW
B0105201	LIQUID OXYGEN LEVEL LOW
B0105202	SLDG DR 1st STAGE 2 SO. OVERTORQUE
B0105203	SLDG DR 2nd STAGE 1 NO. OVERTORQUE
B0105204	SLDG DR 2nd STAGE 2 CTR. OVERTORQUE
B0105205	SLDG DR 2nd STAGE 3 SO. OVERTORQUE
B0105206	1st STAGE L.E.L. MANUAL
B0105207	2nd STAGE L.E.L. MANUAL
B0105210	DIGESTER L.E.L. MANUAL
B0105211	LIQ. OXYGEN PIPELINE TEMP LOW
B0105212	LIQ. OXYGEN VAP TEMP ABNORM
B0105213	2nd STAGE SET TANK 1 SL BLKT HIGH
B0105214	2nd STAGE SET TANK 2 SL BLKT HIGH
B0105215	2nd STAGE SET TANK 3 SL BLKT HIGH
B0105216	1ST STAGE SET TANK 1 SL BLKT HIGH
B0105217	1ST STAGE SET TANK 2 SL BLKT HIGH



TAG	DESCRIPTION
B0105300	POLYMER SYSTEM 2 LEVEL ALARM
B0105301	BVILLE SOUTH P.S. PUMP 1 RUNNING
B0105302	BVILLE SOUTH P.S. PUMP 1 MALF
B0105303	BVILLE SOUTH P.S. PUMP 2 RUNNING
B0105304	BVILLE SOUTH P.S. PUMP 2 MALF
B0105305	BVILLE SOUTH P.S. PUMP 3 RUNNING
B0105306	BVILLE SOUTH P.S. PUMP 3 MALF
B0105307	BVILLE SOUTH P.S. PUMP 4 RUNNING
B0105310	BVILLE SOUTH P.S. PUMP 4 MALF
B0105311	BVILLE SOUTH P.S. PUMP 5 RUNNING
B0105312	BVILLE SOUTH P.S. PUMP 5 MALF
B0105313	BVILLE SOUTH P.S. NORM POWER FAILED
B0105314	BVILLE SOUTH WET WELL LOW
B0105315	BVILLE SOUTH INF RM FLOODING ALARM
B0105316	BVILLE SOUTH TELEMETERING ALARM
B0105317	BVILLE SOUTH P.S. GEN RM TEMP HIGH

1771-ID16
 ISOLATED INPUT MODULE
 120 VAC / 16 INPUTS

1771-ID16
 ISOLATED INPUT MODULE
 120 VAC / 16 INPUTS



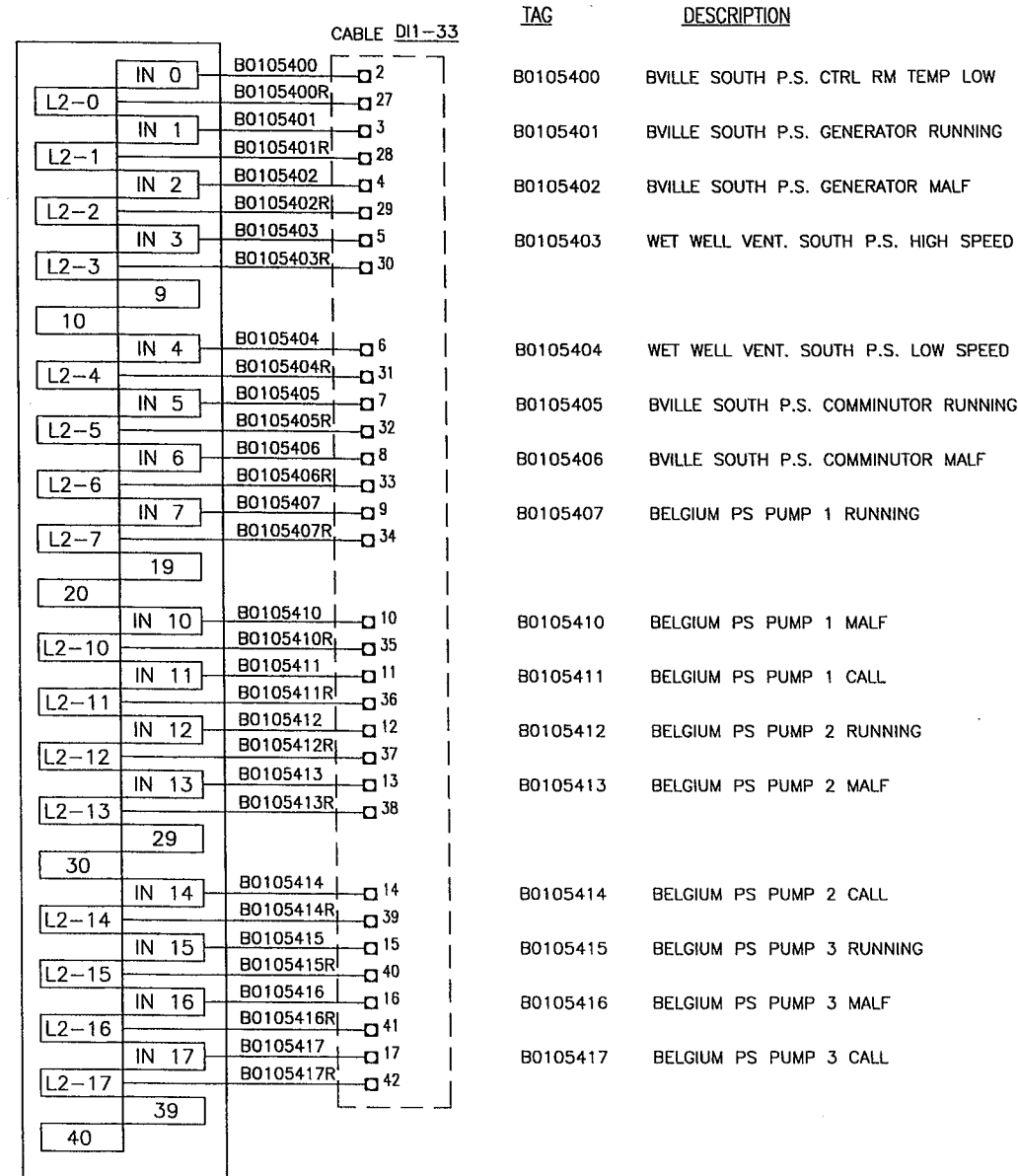
O	ISSUED FOR CONSTRUCTION	08/25/00	CONFIDENTIAL COPYRIGHT © 1998 SYSTEMS ANALYSIS & INTEGRATION, INC. (dba SYSTEMS INTEGRATED) ALL RIGHTS RESERVED	ENGINEER: G.McDANIELS	APPROVED: G.McDANIELS	SHEET: 20 of 30	By: SYSTEMS INTEGRATED San Diego, California (619) 277-0700	For: ONONDAGA COUNTY DEPT. OF DRAIN & SANITATION PLC WIRING DETAIL MUX 1 BALDWINVILLE FACILITY	DATE: 08/25/00	REV: 0
	REV.	COMMENTS		DATE	CHKD	CAD OPERATOR: T. GREENE			CONTRACT NO: 244-01-00	SCALE: NONE

PHYSICAL RACK 03
 LOGICAL RACK 05
 PLC CARD 04

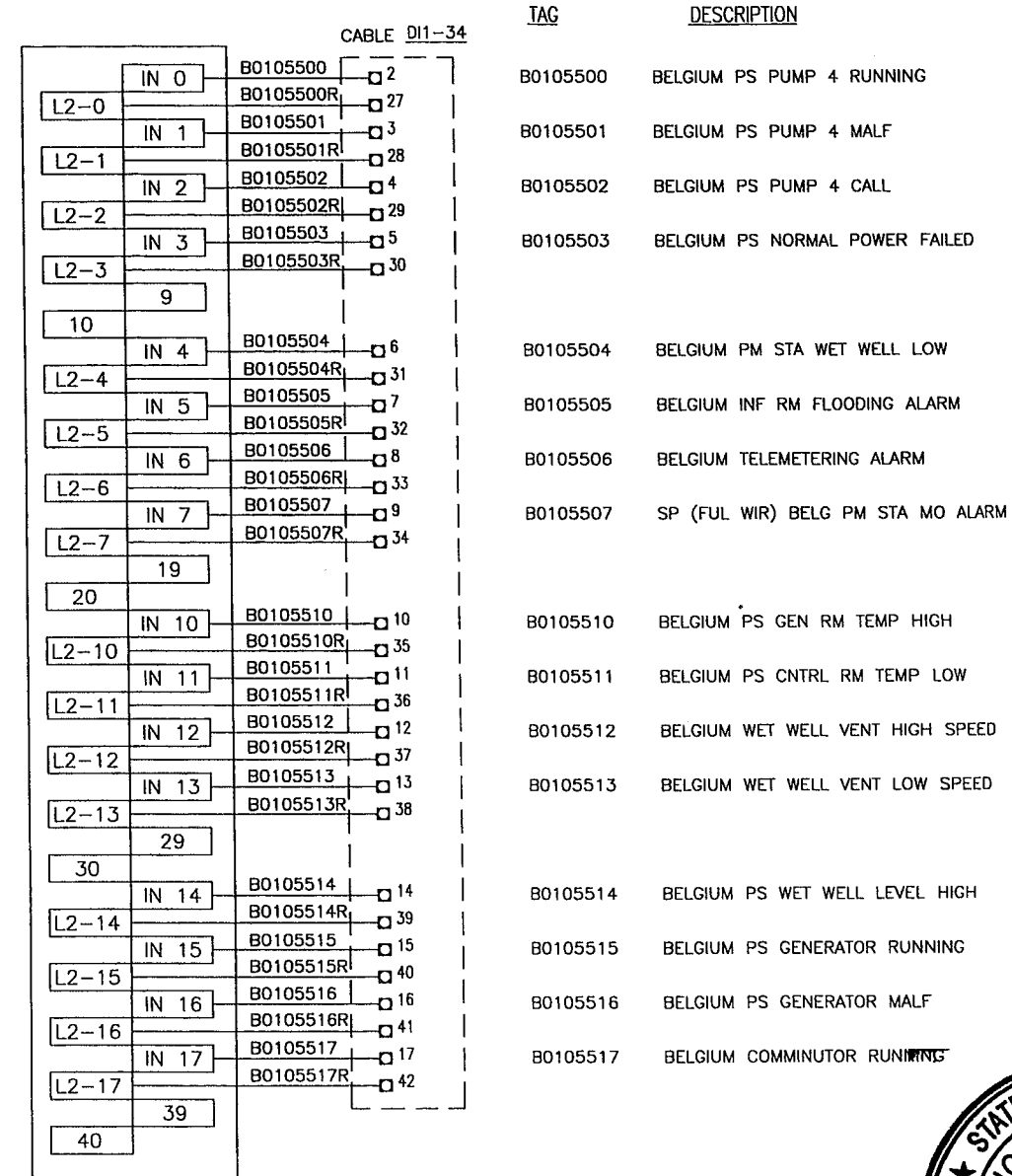
PHYSICAL RACK 03
 LOGICAL RACK 05
 PLC CARD 05

* NOTES *


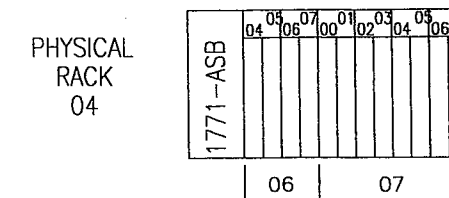
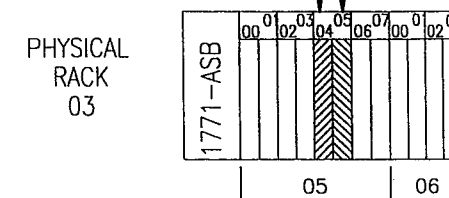
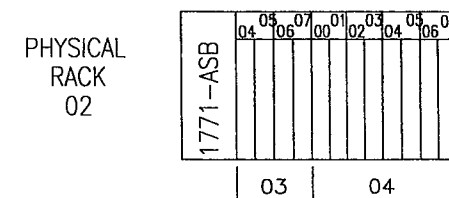
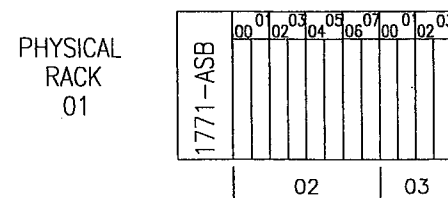
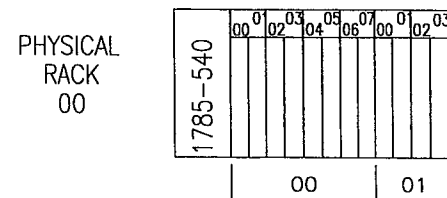
1. — DENOTES WIRING BY PANEL FABRICATOR.
2. - - DENOTES FIELD WIRING.
3. □ DENOTES PLC TERMINATION.
4. ⊙ DENOTES FIELD TERMINATION.



1771-ID16
 ISOLATED INPUT MODULE
 120 VAC / 16 INPUTS



1771-ID16
 ISOLATED INPUT MODULE
 120 VAC / 16 INPUTS

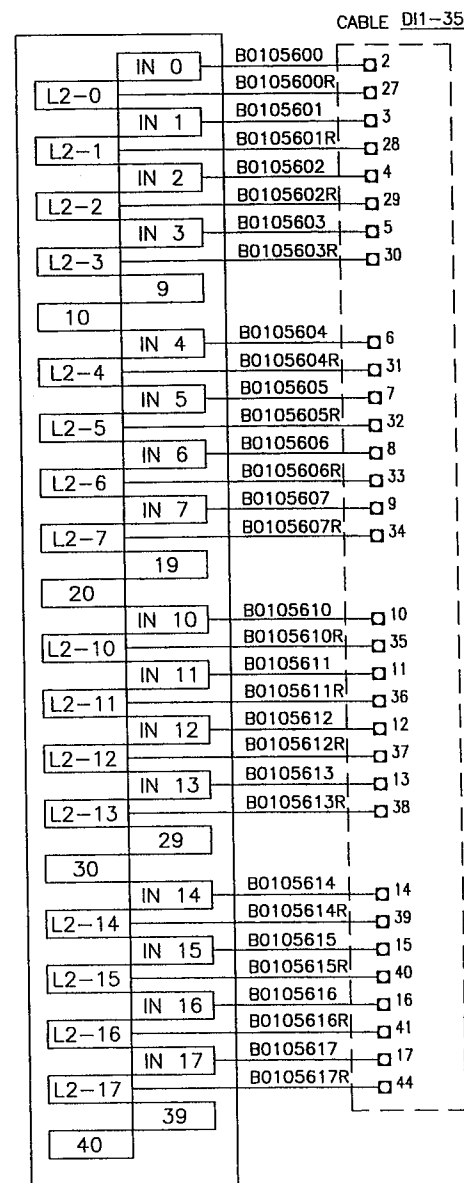


CONFIDENTIAL		ENGINEER: G.McDANIELS	APPROVED: G.McDANIELS	SHEET: 21 of 30	By:	For: ONONDAGA COUNTY DEPT. OF DRAIN & SANITATION	PLC WIRING DETAIL MUX 1 BALDWINVILLE FACILITY	DATE: 08/25/00	REV: 0
0	ISSUED FOR CONSTRUCTION	COPYRIGHT © 1998 SYSTEMS ANALYSIS & INTEGRATION, INC. (dba SYSTEMS INTEGRATED) ALL RIGHTS RESERVED		CAD OPERATOR: T. GREENE	CONTRACT NO: 244-01-00	SCALE: NONE	San Diego, California (619) 277-0700	DRAWING NO: 244-BV01-421	
REV.	COMMENTS	DATE	CHKD						

PHYSICAL RACK 03
 LOGICAL RACK 05
 PLC CARD 06

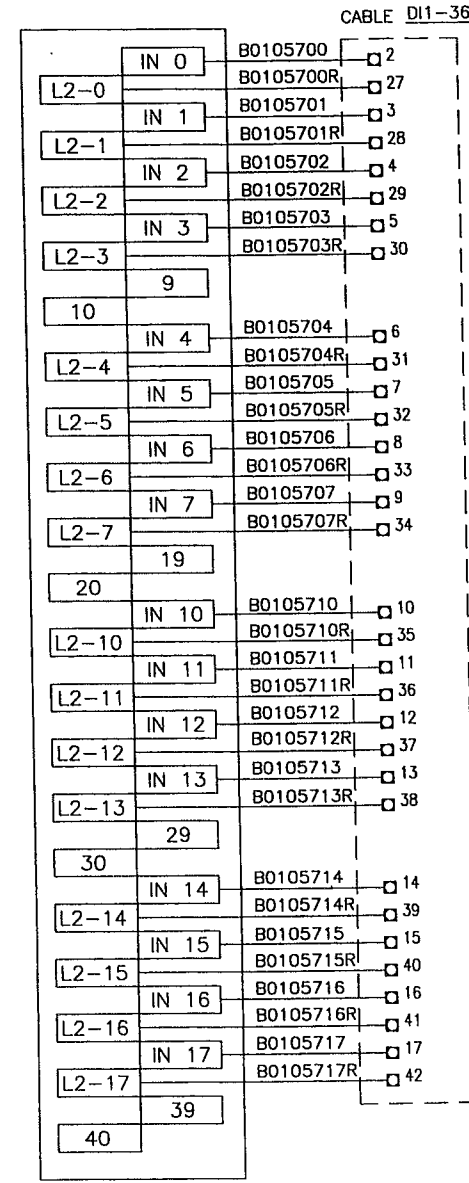
PHYSICAL RACK 03
 LOGICAL RACK 05
 PLC CARD 07

- * NOTES *
1. — DENOTES WIRING BY PANEL FABRICATOR.
 2. - - DENOTES FIELD WIRING.
 3. □ DENOTES PLC TERMINATION.
 4. ⊗ DENOTES FIELD TERMINATION.



1771-ID16
 ISOLATED INPUT MODULE
 120 VAC / 16 INPUTS

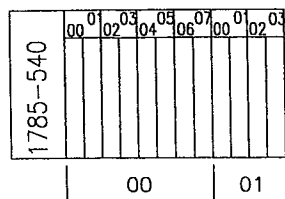
TAG	DESCRIPTION
B0105600	BELGIUM COMMUNOTOR MALF
B0105601	BVILLE WEST P.S. PUMP 1 RUNNING
B0105602	BVILLE WEST P.S. PUMP 1 MALF
B0105603	BVILLE WEST P.S. PUMP 1 CALL
B0105604	BVILLE WEST P.S. PUMP 2 RUNNING
B0105605	BVILLE WEST P.S. PUMP 2 MALF
B0105606	BVILLE WEST P.S. PUMP 2 CALL
B0105607	BVILLE WEST P.S. PUMP 3 RUNNING
B0105610	BVILLE WEST P.S. PUMP 3 MALF
B0105611	BVILLE WEST P.S. PUMP 3 CALL
B0105612	BVILLE WEST P.S. PUMP 4 RUNNING
B0105613	BVILLE WEST P.S. PUMP 4 MALF
B0105614	BVILLE WEST P.S. PUMP 4 CALL
B0105615	BVILLE WEST NORMAL POWER FAILED
B0105616	BVILLE WEST P.S. WET WELL LOW
B0105617	BVILLE WEST INF RM FLOODING ALARM



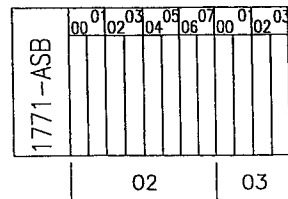
1771-ID16
 ISOLATED INPUT MODULE
 120 VAC / 16 INPUTS

TAG	DESCRIPTION
B0105700	BVILLE WEST TELEMETERING ALARM
B0105701	SPARES (FULLY WIRED) WEST ALARM
B0105702	BVILLE WEST GEN RM TEMP HIGH
B0105703	BVILLE WEST CNTRL RM TEMP LOW
B0105704	BVILLE WEST WET WELL VENT HI SPEED
B0105705	BVILLE WEST WET WELL VENT LO SPEED
B0105706	BVILLE WEST PS WET WELL HIGH
B0105707	BVILLE WEST PS GENERATOR RUNNING
B0105710	BVILLE WEST PS GENERATOR MALF
B0105711	BVILLE WEST COMMUNOTOR RUNNING
B0105712	BVILLE WEST COMMUNOTOR MALF
B0105713	BVILLE NORTH PS PUMP 1 RUNNING
B0105714	BVILLE NORTH PS PUMP 1 MALF
B0105715	BVILLE NORTH PS PUMP 1 CALL
B0105716	BVILLE NORTH PS PUMP 2 RUNNING
B0105717	BVILLE NORTH PS PUMP 2 MALF

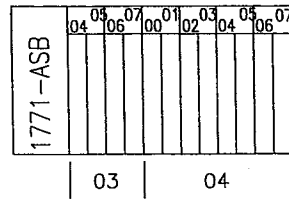
PHYSICAL RACK 00



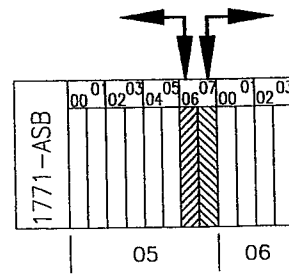
PHYSICAL RACK 01




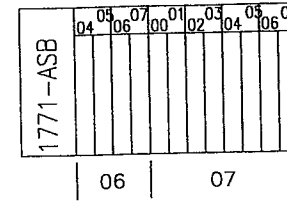
PHYSICAL RACK 02



PHYSICAL RACK 03



PHYSICAL RACK 04

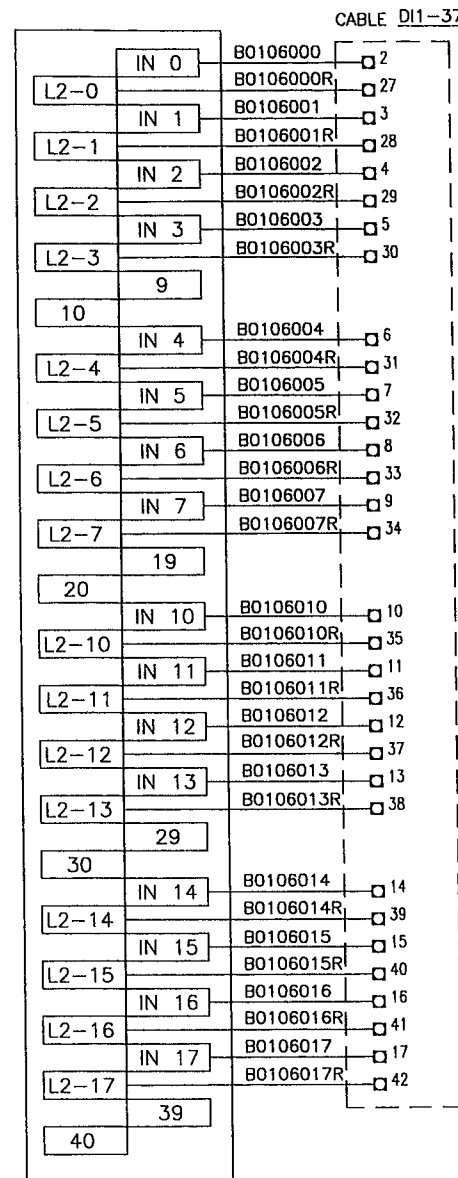


0	ISSUED FOR CONSTRUCTION	08/25/00	DATE	CHKD	CONFIDENTIAL	ENGINEER: G.McDANIELS	APPROVED: G.McDANIELS	SHEET: 22 of 30	By: T. GREENE	San Diego, California (619) 277-0700	For: ONONDAGA COUNTY DEPT. OF DRAIN & SANITATION	PLC WIRING DETAIL MUX 1 BALDWINVILLE FACILITY	DATE: 08/25/00	REV: 0
0	ISSUED FOR CONSTRUCTION	08/25/00	DATE	CHKD	COPYRIGHT © 1998 SYSTEMS ANALYSIS & INTEGRATION, INC. (dba SYSTEMS INTEGRATED) ALL RIGHTS RESERVED	CAD OPERATOR: T. GREENE	CONTRACT NO: 244-01-00	SCALE: NONE					DRAWING NO: 244-BV01-422	

PHYSICAL RACK 03
 LOGICAL RACK 06
 PLC CARD 00

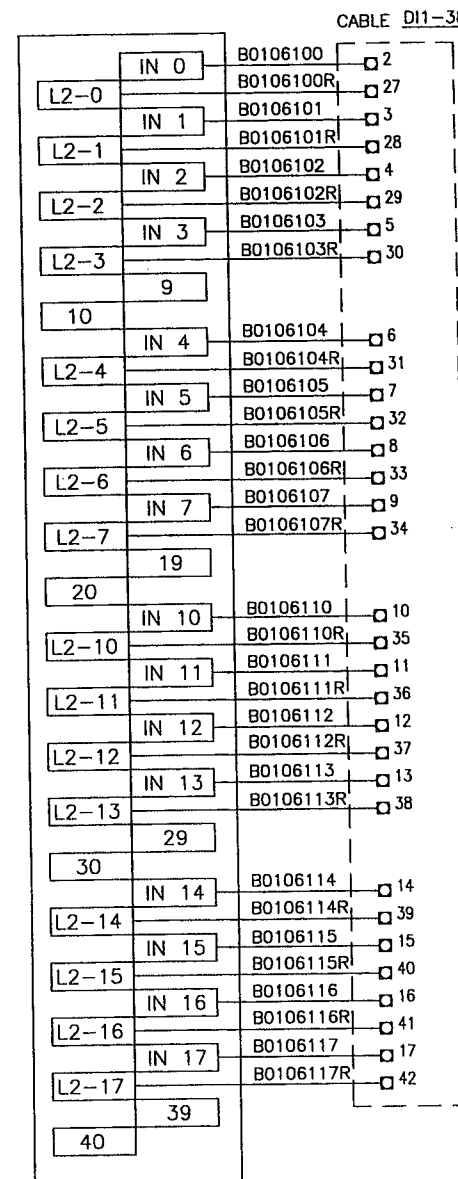
PHYSICAL RACK 03
 LOGICAL RACK 06
 PLC CARD 01

- * NOTES *
1. — DENOTES WIRING BY PANEL FABRICATOR.
 2. — DENOTES FIELD WIRING.
 3. □ DENOTES PLC TERMINATION.
 4. ⊙ DENOTES FIELD TERMINATION.




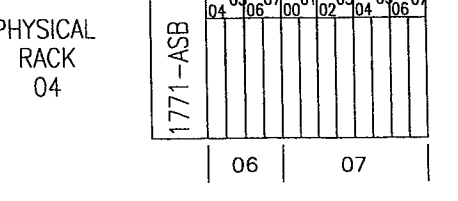
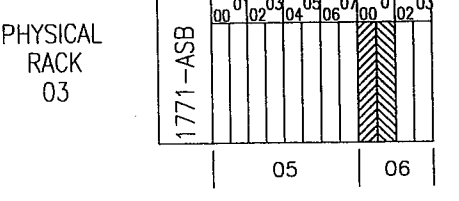
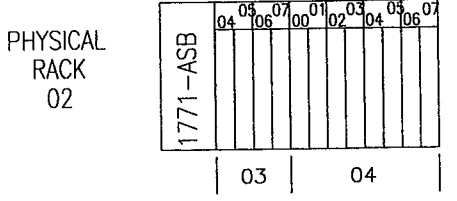
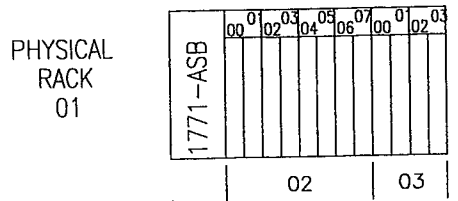
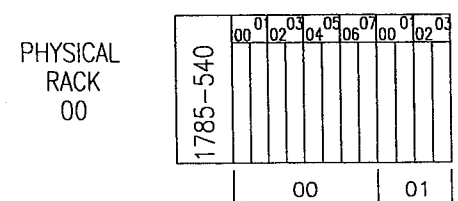
1771-ID16
 ISOLATED INPUT MODULE
 120 VAC / 16 INPUTS

TAG	DESCRIPTION
B0106000	BVILLE NORTH PS PP 2 CALL
B0106001	BVILLE NORTH P.S. PUMP 3 RUNNING
B0106002	BVILLE NORTH P.S. PUMP 3 MALF
B0106003	BVILLE NORTH P.S. PUMP 3 CALL
B0106004	BVILLE NORTH P.S. PUMP 4 RUNNING
B0106005	BVILLE NORTH P.S. PUMP 4 MALF
B0106006	BVILLE NORTH P.S. PUMP 4 CALL
B0106007	BVILLE NORTH P.S. PUMP 5 RUNNING
B0106010	BVILLE NORTH P.S. PUMP 5 MALF
B0106011	BVILLE NORTH P.S. PUMP 5 CALL
B0106012	BVILLE NORTH NORMAL POWER FAILED
B0106013	BVILLE NORTH WET WELL LEVEL HIGH
B0106014	BVILLE NORTH WET WELL LOW
B0106015	BVILLE NORTH GEN RM TEMP HIGH
B0106016	BVILLE NORTH INF RM FLOODING ALARM
B0106017	BVILLE NORTH WET WELL VENT HI SPEED



1771-ID16
 ISOLATED INPUT MODULE
 120 VAC / 16 INPUTS

TAG	DESCRIPTION
B0106100	BVILLE NORTH WET WELL VENT LO SPEED
B0106101	BVILLE NORTH GENERATOR RUNNING
B0106102	BVILLE NORTH GENERATOR MALF
B0106103	BVILLE NORTH COMMUNITOR RUNNING
B0106104	COMMUNITOR NORTH MALF
B0106105	BVILLE SUBST. BAT CHG PWR FAILED
B0106106	BVILLE SUBST. DC VOLTAGE HIGH
B0106107	BVILLE SUBST. DC VOLTAGE LOW
B0106110	BVILLE SUBST. GND DETECT FAULT
B0106111	HVU #1 COOLER #1 DAMPER OPENED
B0106112	HVU #1 COOLER #2 DAMPER OPENED
B0106113	BELGIUM PS INF. RM TEMP LOW
B0106114	BVILLE WEST INF. RM TEMP LOW
B0106115	BVILLE NORTH INF. RM TEMP LOW
B0106116	BVILLE SOUTH INF. RM TEMP LOW
B0106117	BVILLE SOUTH WET WELL LEVEL HIGH



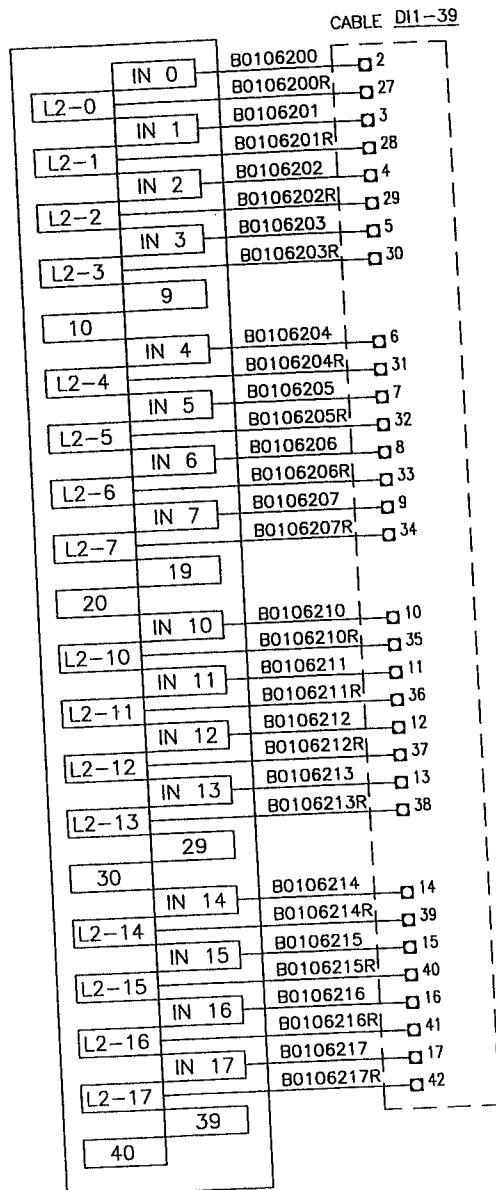
0	ISSUED FOR CONSTRUCTION	08/25/00	CONFIDENTIAL	ENGINEER: G.McDANIELS	APPROVED: G.McDANIELS	SHEET: 23 of 30	By: SYSTEMS INTEGRATED	For: ONONDAGA COUNTY DEPT. OF DRAIN & SANITATION	PLC WIRING DETAIL MUX 1 BALDWINVILLE FACILITY	DATE: 08/25/00	REV: 0
0	ISSUED FOR CONSTRUCTION	08/25/00	COPYRIGHT © 1998 SYSTEMS ANALYSIS & INTEGRATION, INC. (dba SYSTEMS INTEGRATED) ALL RIGHTS RESERVED	CAD OPERATOR: T. GREENE	CONTRACT NO: 244-01-00	SCALE: NONE	San Diego, California (619) 277-0700			DRAWING NO: 244-BV01-423	

8-25-00

PHYSICAL RACK 03
 LOGICAL RACK 06
 PLC CARD 02

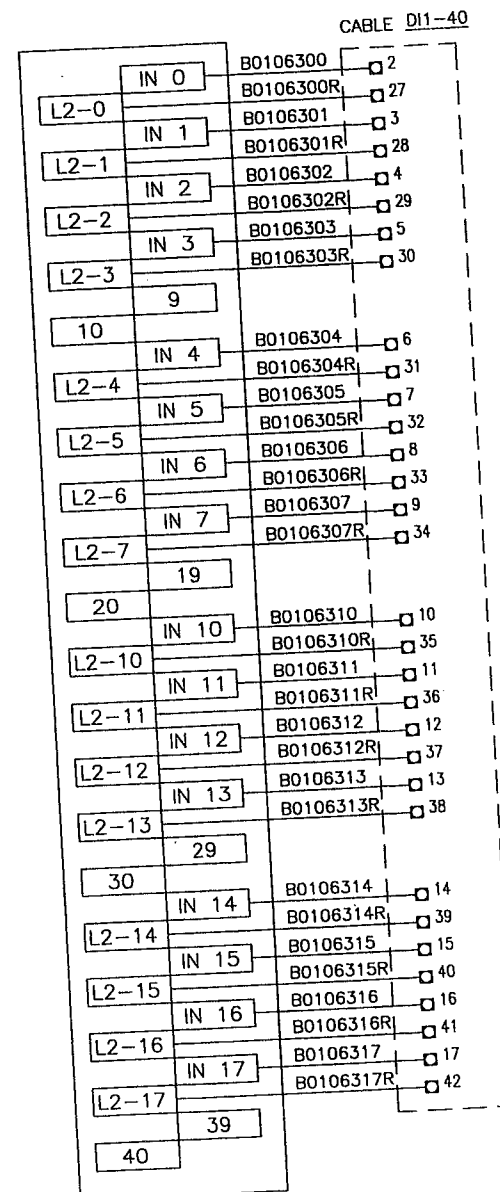
PHYSICAL RACK 03
 LOGICAL RACK 06
 PLC CARD 03

3. □ DENOTES PLC TERMINATION.
 4. ⊙ DENOTES FIELD TERMINATION.



1771-ID16
 ISOLATED INPUT MODULE
 120 VAC / 16 INPUTS

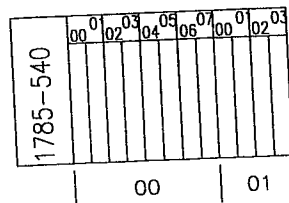
TAG	DESCRIPTION
B0106200	HARBOUR HGHTS TELEMETERING ALARM
B0106201	HARBOUR HGHTS LOSS OF AIR ALARM
B0106202	HARBOUR HGHTS BLDG TEMP LOW
B0106203	HARBOUR HGHTS ANNUN PWR ALARM
B0106204	HARBOUR HGHTS WET WELL HIGH
B0106205	HARBOUR HGHTS INF PUMP PWR FAILED
B0106206	BVILLE NORTH TELEMETERING ALARM - SPARE
B0106207	SPARE
B0106210	SPARE
B0106211	SPARE
B0106212	SPARE
B0106213	SPARE
B0106214	SPARE
B0106215	SPARE
B0106216	SPARE
B0106217	SPARE



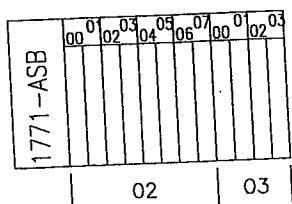
1771-ID16
 ISOLATED INPUT MODULE
 120 VAC / 16 INPUTS

TAG	DESCRIPTION
B0106300	SPARE
B0106301	SPARE
B0106302	SPARE
B0106303	SPARE
B0106304	SPARE
B0106305	SPARE
B0106306	SPARE
B0106307	SPARE
B0106310	SPARE
B0106311	SPARE
B0106312	SPARE
B0106313	SPARE
B0106314	SPARE
B0106315	SPARE
B0106316	SPARE
B0106317	SPARE

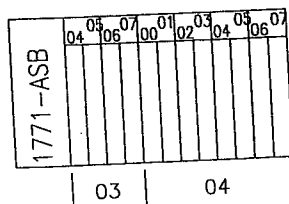
PHYSICAL RACK 00



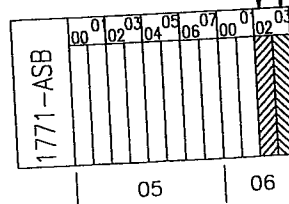
PHYSICAL RACK 01



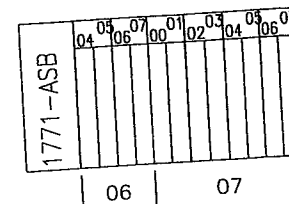
PHYSICAL RACK 02



PHYSICAL RACK 03



PHYSICAL RACK 04



8-25-00

0	ISSUED FOR CONSTRUCTION	08/25/00	UNWD	CONFIDENTIAL	ENGINEER: G. McDANIELS	APPROVED: G. McDANIELS	SHEET: 24 of 30	By: SYSTEMS INTEGRATED	For: ONONDAGA COUNTY DEPT. OF DRAIN & SANITATION	PLC WIRING DETAIL MUX 1 BALDWINVILLE FACILITY	DATE: 08/25/00	REV: 0
REV.	COMMENTS	DATE	CHKD	COPYRIGHT © 1998 SYSTEMS ANALYSIS & INTEGRATION, INC. (dba SYSTEMS INTEGRATED) ALL RIGHTS RESERVED	CAD OPERATOR: T. GREENE	CONTRACT NO: 244-01-00	SCALE: NONE	San Diego, California (619) 277-0700			DRAWING NO: 244-BV01-424	

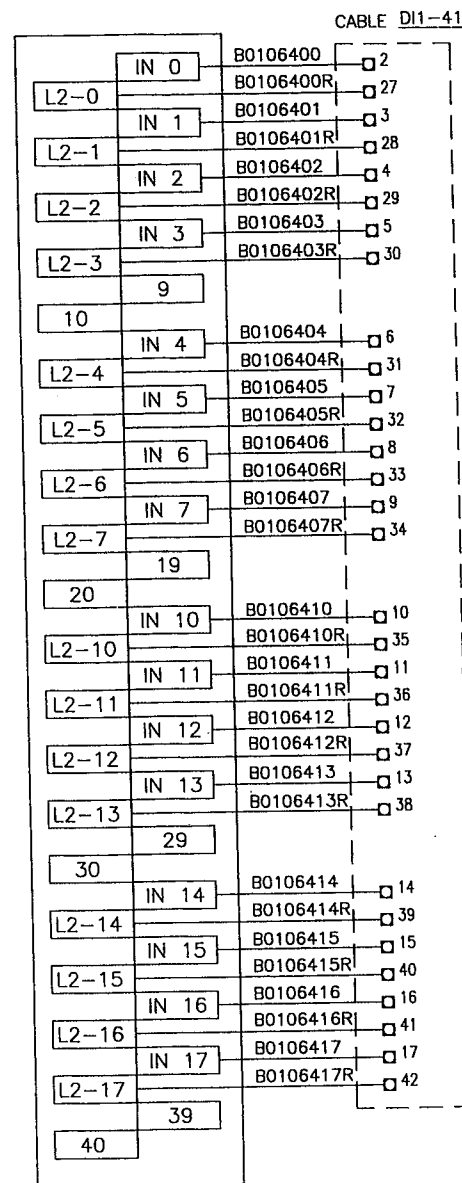
SYSTEMS ANALYSIS & INTEGRATION, INC. (dba SYSTEMS INTEGRATED) G. McDANIELS APPROVED: G. McDANIELS SHEET: 1 of 3 By:

40	HUBBELL	GF252A	DUPLEX RECEPTACLE
41	HUBBELL		GF1 COVER PLATE
42	HUBBELL		J BOX 4" X 2-1/8"
43	HUBBELL	6823	3/8" STRAIN RELIEF

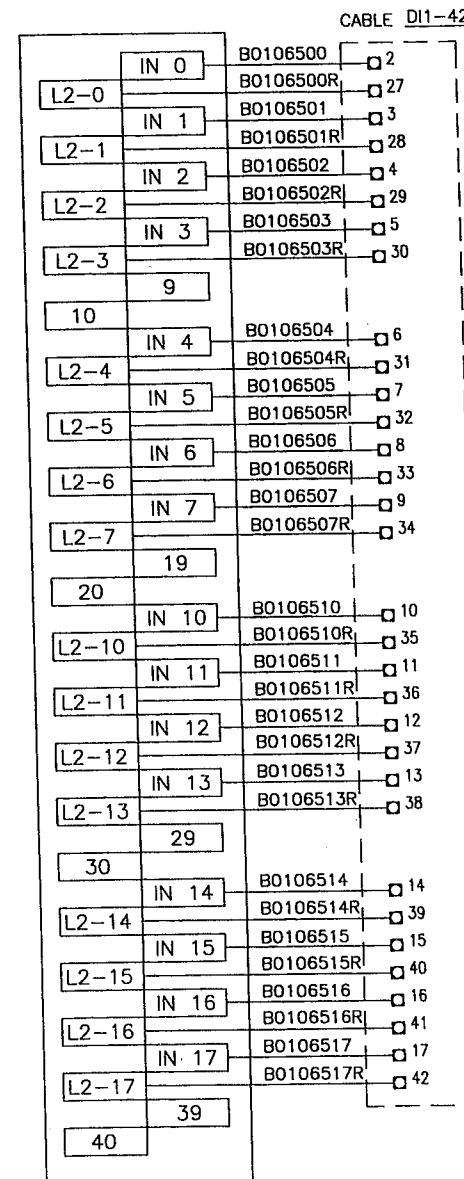
PHYSICAL RACK 04
 LOGICAL RACK 06
 PLC CARD 04

PHYSICAL RACK 04
 LOGICAL RACK 06
 PLC CARD 05

- * NOTES *
- DENOTES WIRING BY PANEL FABRICATOR.
 - - DENOTES FIELD WIRING.
 - DENOTES PLC TERMINATION.
 - ⊙ DENOTES FIELD TERMINATION.



TAG	DESCRIPTION
B0106400	EXIT 39 PUMP STATION ALARM
B0106401	EXIT 39 PS WET WELL HIGH
B0106402	EXIT 39 PS TONELOSS ALARM
B0106403	FARRELL RD MALF
B0106404	SAWMILL GEN FAIL ALARM <i>SPARE</i>
B0106405	SAWMILL POWER FAIL ALARM <i>SPARE</i>
B0106406	SAWMILL PUMP FAIL ALARM <i>SPARE</i>
B0106407	SAWMILL WET WELL HIGH <i>MOSSCREEK MALF 3/15/01</i>
B0106410	SAWMILL TONELOSS ALARM <i>MOSSCREEK 3/15/01</i>
B0106411	FARRELL RD P.S. TONE ALARM
B0106412	SPARE
B0106413	INTERSTATE ISL P.S. MALF
B0106414	INTERSTATE ISL P.S. TONE LOSS
B0106415	SPARE
B0106416	SPARE
B0106417	SPARE



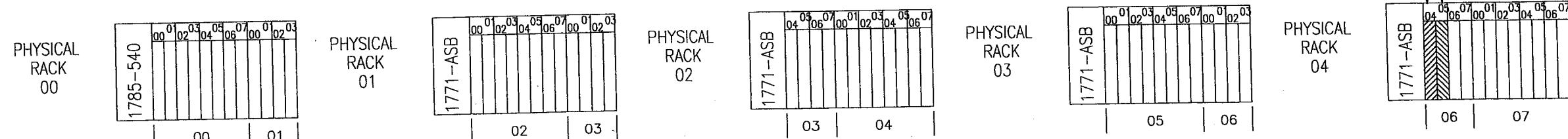
TAG	DESCRIPTION
B0106500	SPARE
B0106501	SPARE
B0106502	SPARE
B0106503	SPARE
B0106504	SPARE
B0106505	SPARE
B0106506	SPARE
B0106507	SPARE
B0106510	SPARE
B0106511	SPARE
B0106512	SPARE
B0106513	SPARE
B0106514	SPARE
B0106515	SPARE
B0106516	SPARE
B0106517	SPARE

1771-ID16
 ISOLATED INPUT MODULE
 120 VAC / 16 INPUTS

1771-ID16
 ISOLATED INPUT MODULE
 120 VAC / 16 INPUTS



8-25-00

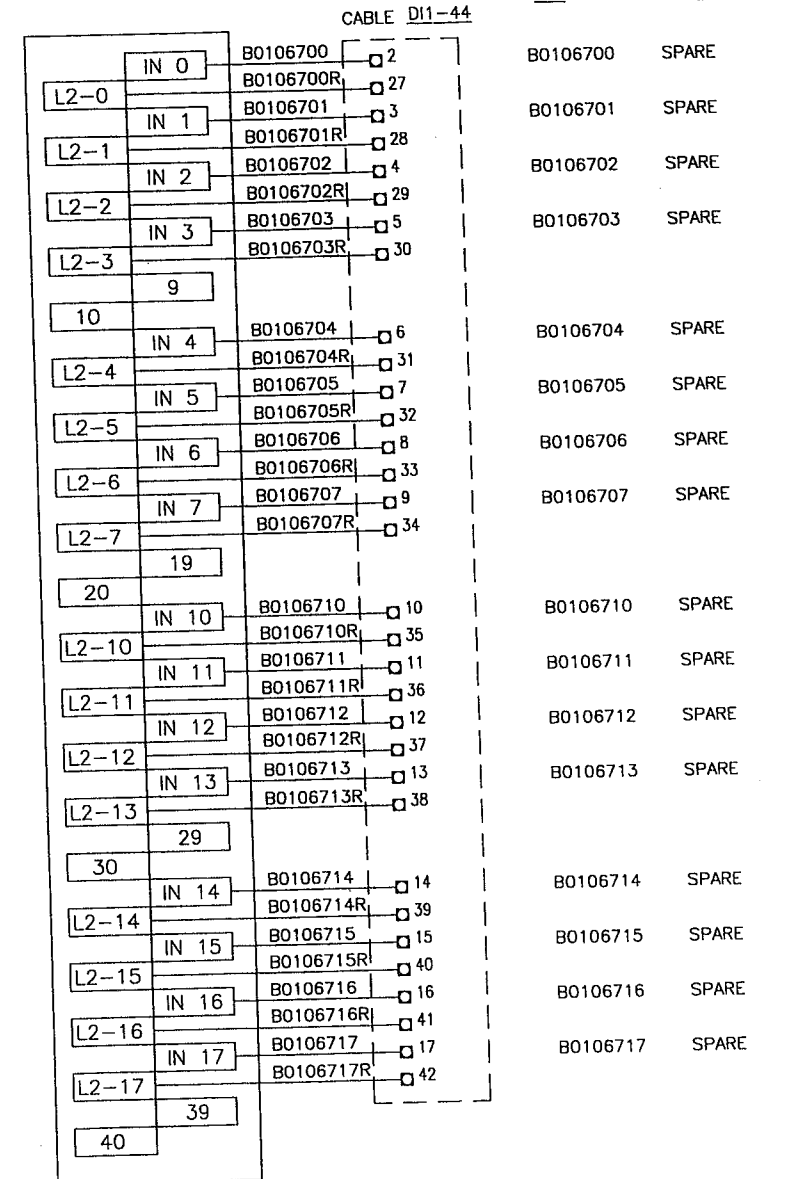
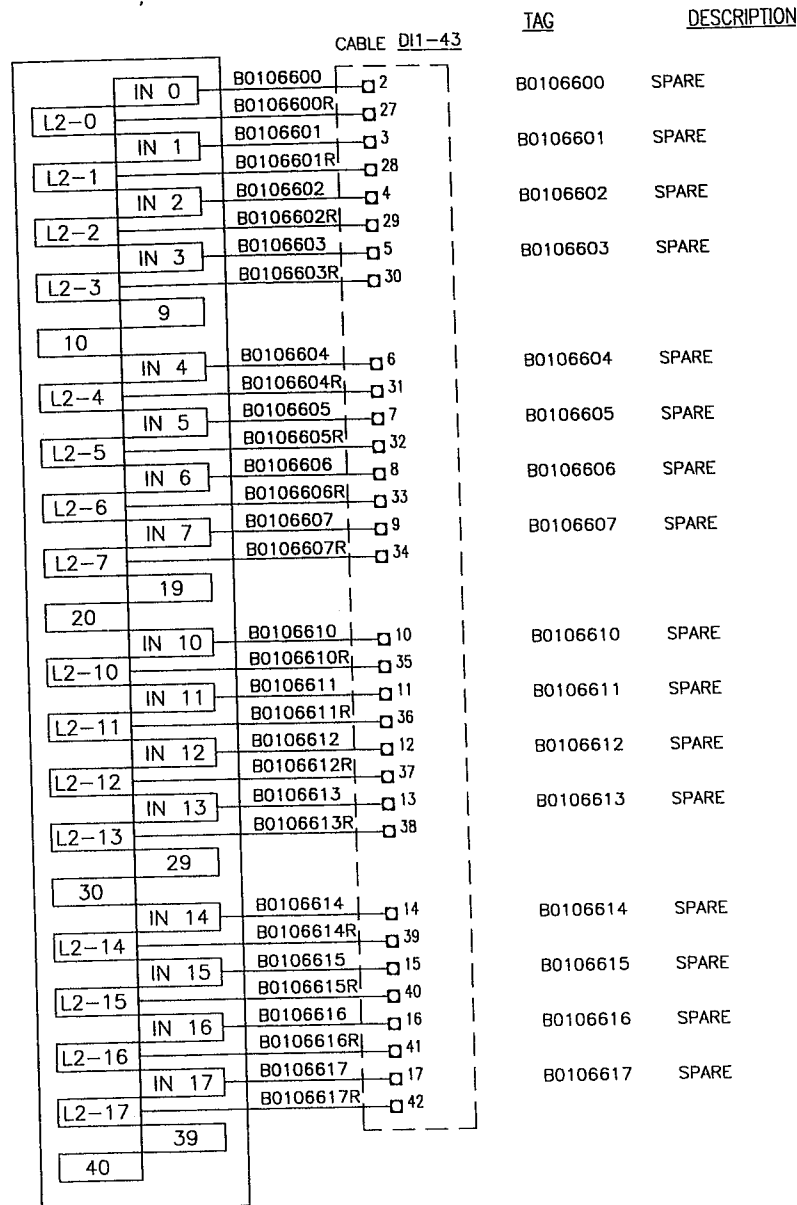


0	ISSUED FOR CONSTRUCTION	08/25/00	CONFIDENTIAL	ENGINEER: G.McDANIELS	APPROVED: G.McDANIELS	SHEET: 25 of 30	By:	For: ONONDAGA COUNTY DEPT. OF DRAIN & SANITATION	PLC WIRING DETAIL MUX 1 BALDWINVILLE FACILITY	DATE: 08/25/00	REV: 0
0	COMMENTS	DATE	COPYRIGHT © 1998 SYSTEMS ANALYSIS & INTEGRATION, INC. (dba SYSTEMS INTEGRATED) ALL RIGHTS RESERVED	CAD OPERATOR: T. GREENE	CONTRACT NO: 244-01-00	SCALE: NONE	San Diego, California (619) 277-0700			DRAWING NO: 244-BV01-425	

PHYSICAL RACK 04
 LOGICAL RACK 06
 PLC CARD 06

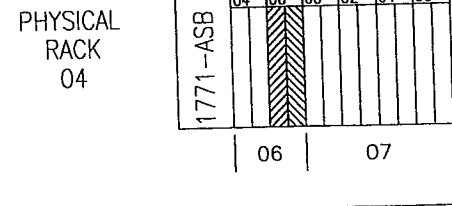
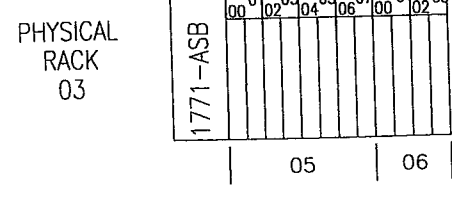
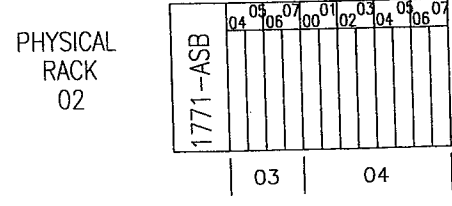
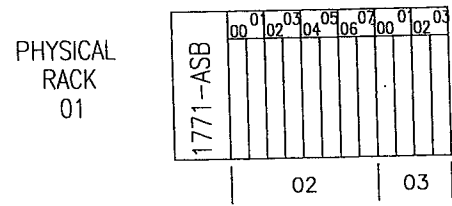
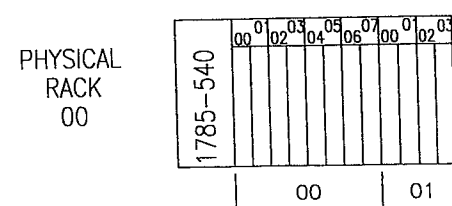

PHYSICAL RACK 04
 LOGICAL RACK 06
 PLC CARD 07

- 1. — DENOTES WIRING BY PANEL FABRICATOR.
- 2. — DENOTES FIELD WIRING.
- 3. □ DENOTES PLC TERMINATION.
- 4. ○ DENOTES FIELD TERMINATION.



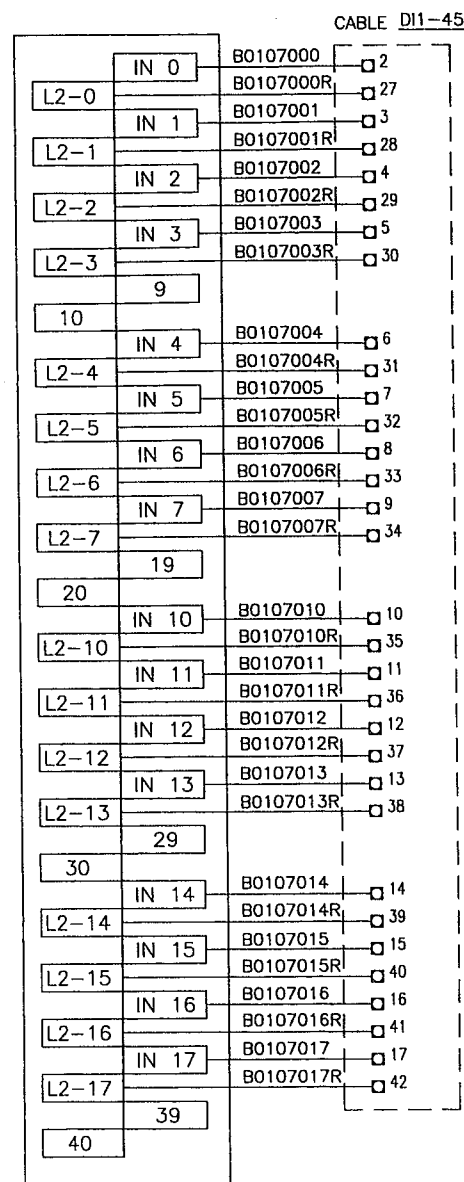
1771-ID16
 ISOLATED INPUT MODULE
 120 VAC / 16 INPUTS

1771-ID16
 ISOLATED INPUT MODULE
 120 VAC / 16 INPUTS



0	ISSUED FOR CONSTRUCTION	08/25/00	CONFIDENTIAL	ENGINEER: G.McDANIELS	APPROVED: G.McDANIELS	SHEET: 26 of 30	By:	For: ONONDAGA COUNTY DEPT. OF DRAIN & SANITATION	PLC WIRING DETAIL MUX 1 BALDWINVILLE FACILITY	DATE: 08/25/00	REV: 0
REV.	COMMENTS	DATE	CHKD	COPYRIGHT © 1998 SYSTEMS ANALYSIS & INTEGRATION, INC. (dba SYSTEMS INTEGRATED) ALL RIGHTS RESERVED		CONTRACT NO: 244-01-00	SCALE: NONE	San Diego, California (619) 277-0700		DRAWING NO: 244-BV01-426	

PHYSICAL RACK 04
 LOGICAL RACK 07
 PLC CARD 00

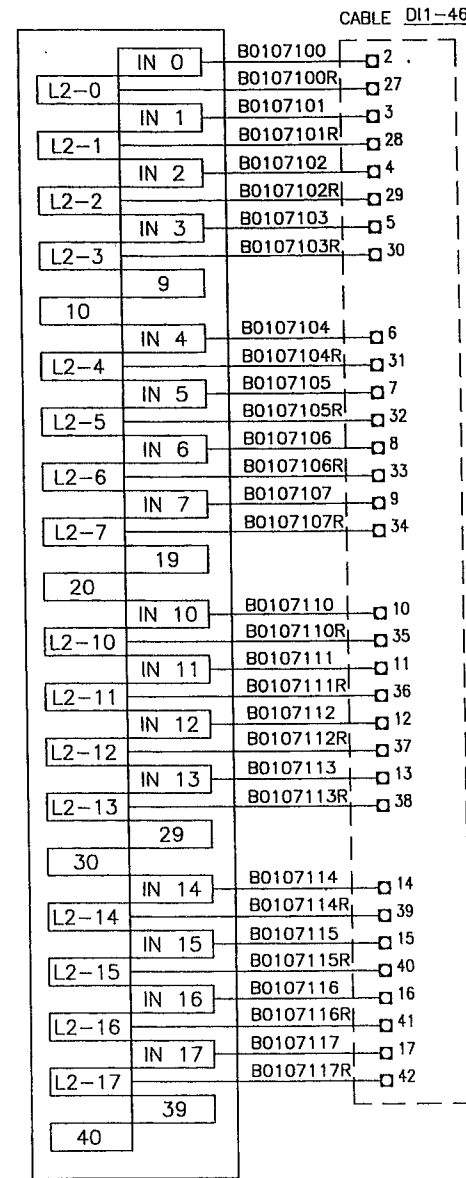


1771-ID16
 ISOLATED INPUT MODULE
 120 VAC / 16 INPUTS

TAG DESCRIPTION

B0107000	SPARE
B0107001	SPARE
B0107002	SPARE
B0107003	SPARE
B0107004	SPARE
B0107005	SPARE
B0107006	SPARE
B0107007	SPARE
B0107010	SPARE
B0107011	SPARE
B0107012	SPARE
B0107013	SPARE
B0107014	SPARE
B0107015	SPARE
B0107016	SPARE
B0107017	SPARE

PHYSICAL RACK 04
 LOGICAL RACK 07
 PLC CARD 01




1771-ID16
 ISOLATED INPUT MODULE
 120 VAC / 16 INPUTS

TAG DESCRIPTION

B0107100	UPS-INVERTER MUX 51
B0107101	UPS-ALARM MUX 51
B0107102	SPARE
B0107103	SPARE
B0107104	SPARE
B0107105	SPARE
B0107106	SPARE
B0107107	SPARE
B0107110	SPARE
B0107111	SPARE
B0107112	SPARE
B0107113	SPARE
B0107114	SPARE
B0107115	SPARE
B0107116	SPARE
B0107117	SPARE

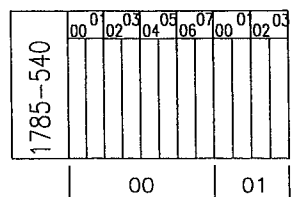
* NOTES *

- DENOTES WIRING BY PANEL FABRICATOR.
- - - DENOTES FIELD WIRING.
- DENOTES PLC TERMINATION.
- ⊙ DENOTES FIELD TERMINATION.

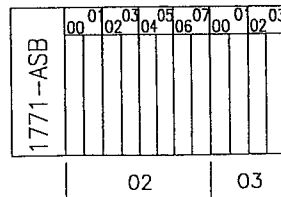


8-25-00

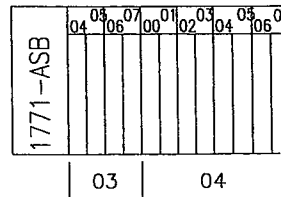
PHYSICAL RACK 00



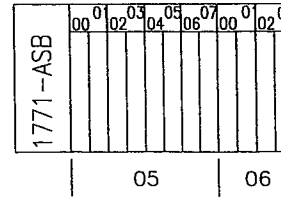
PHYSICAL RACK 01



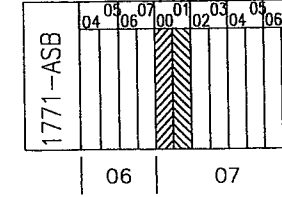
PHYSICAL RACK 02



PHYSICAL RACK 03



PHYSICAL RACK 04

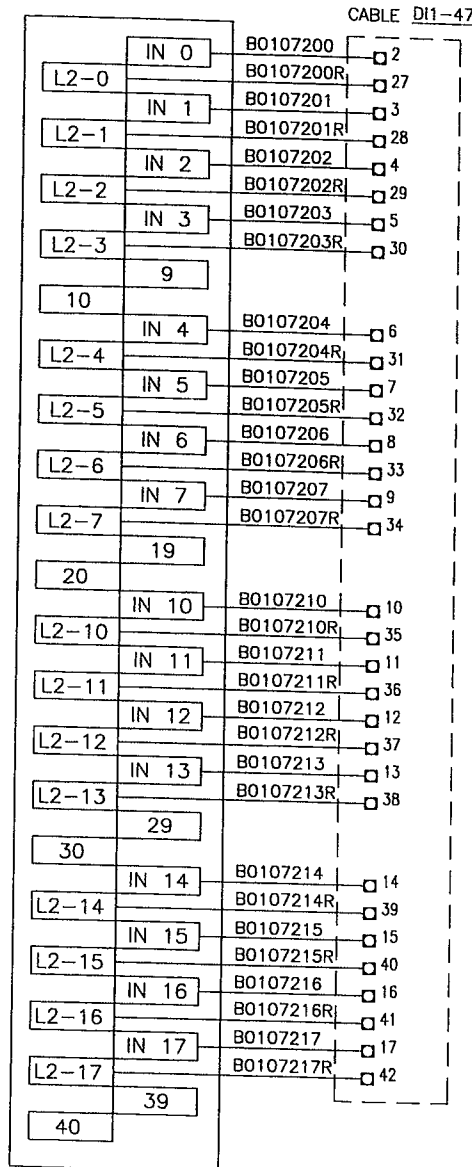


0	ISSUED FOR CONSTRUCTION	08/25/00	CHK	CONFIDENTIAL	ENGINEER: G.McDANIELS	APPROVED: G.McDANIELS	SHEET: 27 of 30	By:	For: ONONDAGA COUNTY DEPT. OF DRAIN & SANITATION	PLC WIRING DETAIL MUX 1 BALDWINVILLE FACILITY	DATE: 08/25/00	REV: 0
0	ISSUED FOR CONSTRUCTION	08/25/00	CHK	COPYRIGHT © 1998 SYSTEMS ANALYSIS & INTEGRATION, INC. (dba SYSTEMS INTEGRATED) ALL RIGHTS RESERVED	CAD OPERATOR: T. GREENE	CONTRACT NO: 244-01-00	SCALE: NONE	San Diego, California (619) 277-0700			DRAWING NO: 244-BV01-427	

PHYSICAL RACK 04
 LOGICAL RACK 07
 PLC CARD 02

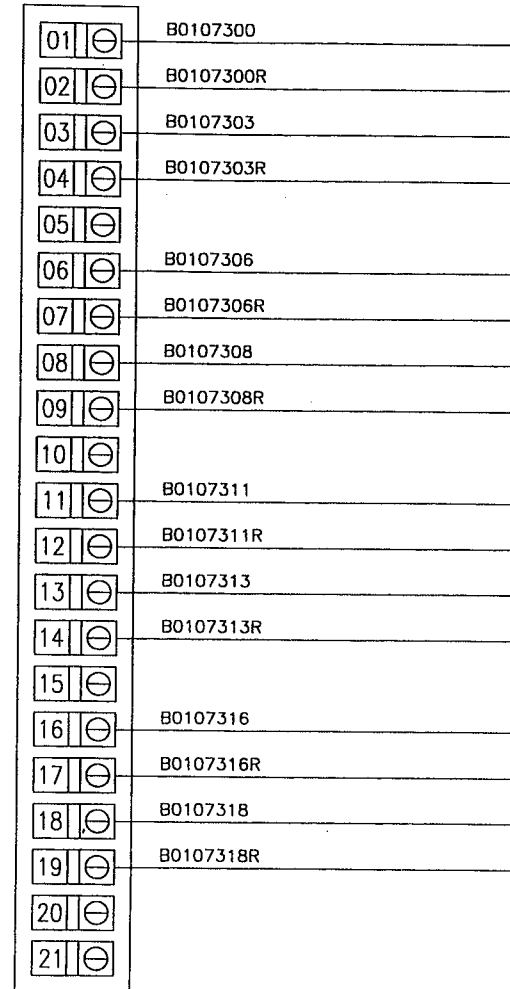
PHYSICAL RACK 04
 LOGICAL RACK 07
 PLC CARD 03

1. — DENOTES FIELD WIRING.
2. — DENOTES FIELD WIRING.
3. □ DENOTES PLC TERMINATION.
4. ○ DENOTES FIELD TERMINATION.



1771-ID16
 ISOLATED INPUT MODULE
 120 VAC / 16 INPUTS

TAG	DESCRIPTION
B0107200	DO 1-1 I/O #0-OUT OF C.C.
B0107201	DO 1-1 I/O #1-OUT OF C.C.
B0107202	DO 1-1 I/O #2-OUT OF C.C.
B0107203	DO 1-1 I/O #3-OUT OF C.C.
B0107204	DO 1-1 I/O #4-OUT OF C.C.
B0107205	DO 1-1 I/O #5-OUT OF C.C.
B0107206	DO 1-1 I/O #6-OUT OF C.C.
B0107207	DO 1-1 I/O #7-OUT OF C.C.
B0107210	DO 1-1 I/O #8-OUT OF C.C.
B0107211	DO 1-1 I/O #9-OUT OF C.C.
B0107212	DO 1-1 I/O #10-OUT OF C.C.
B0107213	DO 1-1 I/O #11-OUT OF C.C.
B0107214	DO 1-1 I/O #12-OUT OF C.C.
B0107215	DO 1-1 I/O #13-OUT OF C.C.
B0107216	DO 1-1 I/O #14-OUT OF C.C.
B0107217	DO 1-1 I/O #15-OUT OF C.C.

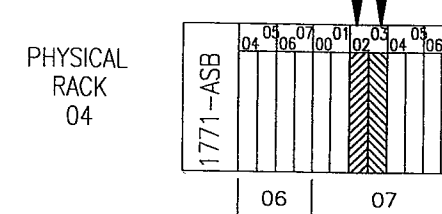
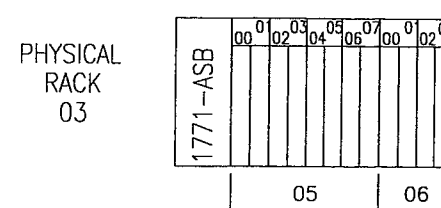
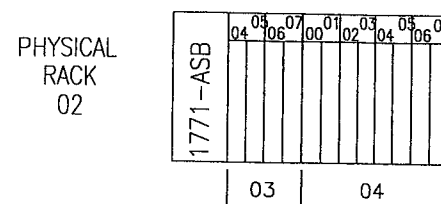
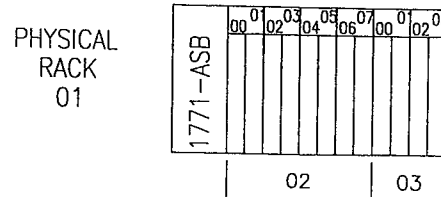
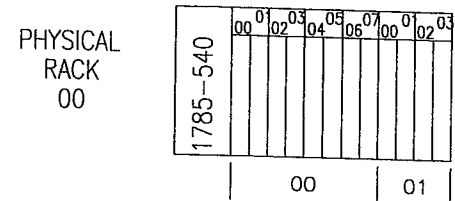


1771-IFE
 ANALOG INPUT MODULE
 16 INPUTS, 4-20mA

TAG	DESCRIPTION
B0107300	SPARE
B0107303	SPARE
B0107306	SPARE
B0107308	SPARE
B0107311	SPARE
B0107313	SPARE
B0107316	SPARE
B0107318	SPARE



8-25-00



0 ISSUED FOR CONSTRUCTION		08/25/00	CONFIDENTIAL	ENGINEER: G.McDANIELS	APPROVED: G.McDANIELS	SHEET: 28 of 30	By: [Signature]	For: ONONDAGA COUNTY DEPT. OF DRAIN & SANITATION	PLC WIRING DETAIL MUX 1 BALDWINSVILLE FACILITY	DATE: 08/25/00	REV: 0
REV.	COMMENTS	DATE	CNKD	COPYRIGHT © 1998 SYSTEMS ANALYSIS & INTEGRATION, INC. (dba SYSTEMS INTEGRATED) ALL RIGHTS RESERVED			CAD OPERATOR: T. GREENE	CONTRACT NO: 244-01-00	SCALE: NONE	San Diego, California (619) 277-0700	DRAWING NO: 244-BV01-428